

# 2021 Winter Product Catalog



## The American Towing & Recovery Institute

Everyone Save \$ and Members Save Even More



Drive Line Buddy

pg 74




Low Profile Soft V Strap for Exotic Vehicle

pg 22,38



Full Line - Lasso Straps pg 5, 20 &  
8 Point Tie Down Systems Pg 17-22

7 Piece Air Fitting Connect Kit pg 31



YOU WANT IT?  
WE'LL MAKE IT



Outrigger Pads – Plastic Ultra Pad (Made in USA)

pg 8

[www.american towing and recovery institute.org](http://www.american towing and recovery institute.org)

PO Box 007 Wade NC 28395

Call: (910) 747-9000 or Fax: (910) 486-8930

Email: [sales@american towing and recovery institute.org](mailto:sales@american towing and recovery institute.org)

We Carry the Following Quality Manufacturers of Products:




## Thank you to our Sponsors:

### PLATINUM LEVEL SPONSORS



### GOLD LEVEL SPONSORS:



### SILVER LEVEL SPONSORS:



# Table of Contents

## Heavy Duty Towing Forks/Tie Downs

Item	Page Number
Heavy Duty Forks, High Stands & Receivers	9-13
Heavy Duty Tie Downs	25
Binders with Underreach Tie Downs	58

## Continuing Education - Towing/Recovery Courses

Item	Page Number
2020-2021 Training Schedule/Registration Form	14-15, 81
TCERT Towing Continuing Education & Recovery Training Home Study Program	16, 87

## Chain

Item	Page Number
Grade 70 Chain Assemblies, V Chains	39-41
Safety Chains, Binder Chains	43-44
Hooks, Fittings & Clusters	43-47
Grade 80 Chain Slings & Connectors	48-49
Grade 100 Chain Assemblies	50 - 61
Hooks & Fittings	52-61
Grabiq Chain & Masterlinks	50-53
Heavy Duty Chain Package	61
Load Binders	57, 61

## Straps

Item	Page Number
8 Point Tie Down Systems	5, 17-22
Lasso Straps – O Ring Straps	5, 24
Steering Wheel Locks & Baskets	25
Ratchets	26-28
Rim Slings	7-8
Spreader Bar, Straps	73
V Straps	37-39
Underreach Tie Down Kits, Straps & Underlifts	28
Round Slings & Accessories	29-31
Recovery Straps & Accessories	32-36
Recovery Strap Shackles	35-37

## Wire Rope/Cable

Item	Page Number
Cable/Wire Roper Assemblies, Wedge Socket	62-68
Synthetic Plasma Winch Line	68
Snatch Blocks	69-71

## Accessories

Item	Page Number
Air Bags, Air Cushions	78
Angle Iron, Brake Buddy, Drive Line Buddy, Guardian Angle	74
Dollies (Towing, Wheel)	75
Door Tools/Lockout Tools	72
Ernest Holmes Reproduction Ads, Manuals, Mudflaps, Patches	82
First Aid Kit	77
Measuring Height Stick	73
Motorcycle Dollies & Straps	80
Quick Connect Air Fitting Kit	31
Tanker Tube	6
Tire Skates	76
Trash Cans & Mounts	80
Wireless Tow Lights	79
Worlds Greatest Tow Truck Books by Earl Johnson	81



*To promote safety, education, positive public relations and networking within the professional and business minded Towing & Recovery Industry.*

***We will provide and promote;***

- *Live hands-on traditional towing and recovery education seminars held in every state in the Union on a requested and supported basis.*
- *Internet theory sessions and DVD training.*
- *Provide certification on different levels as requested by our members, including "Real Towing & Recovery Certification" and "Day-1 Towing Certification"*
- *Develop and distribute a series of Public Service Announcements promoting issues of common concerns between the motoring public and the professional towing industry.*
- *Exclusive for members; substantial purchase discounts set forth for programs currently set up. If there is an interest, we will move forward with the following programs; health care, diesel fuel & tires. We will need membership numbers & participation to make these programs work.*
- *Exclusive member discounts for business consulting, expert witness, recovery bill mediation or review.*
- *Networking opportunities between members and outside clients, including supporting other towing companies when a natural disaster or large influx of towing work happens in one area.*
- *Developing response teams to help member companies with death-illness- in family situations.*
- *Foster multiple toy gathering events with towing companies United States-wide during holidays.*
- *Overall purpose is to work on common issues of professional and business minded towing companies, working together as a group to make good common sense and dollar and cents!*

*Service to others is the rent you pay for your room here on earth.*

***Membership is \$225.00 per year with many cost savings benefits!***

***For more information on AT&RI contact us Call: 910 747 9000 Or***

***Email: [info@americantowingandrecoveryinstitute.org](mailto:info@americantowingandrecoveryinstitute.org)***

***[www.americantowingandrecoveryinstitute.org](http://www.americantowingandrecoveryinstitute.org)***



# Towing for a Cure



Since the beginning the **Towing for a Cure** initiative 6 years ago, we have heard story after story of how Breast Cancer has either disrupted or taken the lives of our loved ones all over the world. We are proud to once again work alongside each of you in spreading awareness and donating to **Breast Cancer Awareness & Research**.



**2" STRAP with D Ring**

PART #	LENGTH	UNIT	WLL
CURE38-1	8'	EA	3,330 lb.

\$10.50 ea non member or 10/\$103.20  
**\$9.91 ea member or 10/\$99.10**



**2" STRAP with Snap Hook & Sleeve**

PART #	LENGTH	UNIT	WLL
CURE38-3D	8'	EA	2,000 lb.

\$16.92 ea non member  
**\$14.71 ea member**



**2" TIE-DOWN STRAP with Mini J, R & T Hook Cluster; Gradual Release Ratchet**

PART #	LENGTH	UNIT	WLL
CURE38-8100	8'	EA	4,000 lb.

\$39.96 ea non member  
**\$34.80 ea member**



**GRADUAL RELEASE RATCHET ROLLBACK TIE-DOWN SYSTEM**

- (4) Gradual Release Ratchets
- (4) Long Straps
- (4) Short Strap with Chain Ends

PART #	LENGTH	UNIT
CURE38-8200C	14' Straps	KIT
CURE38-8218C	18' Straps	KIT

14' Straps \$168.55 ea non member  
**\$157.15 ea member**  
 18' Straps \$173.50 ea non member  
**\$159.93 ea member**

See additional Tie Down System on page 20

See pages 14-24 for an entire line of other straps and tie down systems available in Yellow, **Red** & **Purple** standard webbing  
 Plus specialty **high vis** and **tower's edge** webbing.

# **BA Products Lifting Beam/Tanker Tube**

## **48" Light Weight Non Sparking Aluminum**



### **Lifting Beam & Tank Recovery Tool**


Upright Tank Trailers, Busses, Fire Trucks & Tank Trucks with Ease

Including 3 – 1-1/8" 9.5 ton Carbon Screw Pin Anchor Shackle



These shackles work best with this lifting beam.

Value \$72.00



**\*NOTE: THE B/A TANKER TUBE WILL BE IN UNFINISHED ALUMINUM AS SHOWN AT THE TOP OF THE PAGE.**

**Open Manway or escape hatch, insert tanker tube & Lift**

18,000 lbs Working Load Limit (As Tanker Tube 24" Manway)

10,000 lbs Working Load Limit (As Lifting Beam)

Weight:  
45 Lbs

#TT-1 \$1850.00 ea (free shipping to USPS Addresses) Non Member

#TT-1 \$1750.00 ea (free shipping to USPS Addresses) Member

**INCLUDES 3 – 1-1/8" Carbon Screw Pin Anchor Shackles**



# RIM SLINGS      MADE IN USA

**Protective cover is black.**

**Load bearing strap standard color purple, other colors available.**

Sizes We Use & Stock

1/2" x 6' WLL Basket 12,520 lbs #RS120006-1

(Purple) \$160.86 Non Member or **\$131.61 Member**  
(Other Colors) \$173.23 Non Member or **\$414.74 Member**

3/4" x 8' WLL Basket 27,400 lbs #RS340008-1

(Purple) \$272.23 Non Member or **\$222.74 Member**  
(Other Colors) \$284.61 Non Member or **\$232.86 Member**

3/4" x 10' WLL Basket 27,400 lbs #RS340010-1

(Purple) \$303.17 Non Member or **\$248.05 Member**  
(Other Colors) \$315.55 Non Member or **\$258.17 Member**

1/2" x 4' WLL Basket 12,520 lbs #RS120004-1

(Purple) \$142.30 Non Member or **\$116.42 Member**  
(Other Colors) \$154.67 Non Member or **\$126.55 Member**

3/8" x 6' WLL Basket 7,000 lbs #RS380006-1

(Purple) \$136.11 Non Member or **\$111.36 Member**  
(Other Colors) \$148.48 Non Member or **\$121.49 Member**



5/8" x 10' WLL Basket 20,560 lbs #RS580010-1

(Purple) \$236.86 Non Member or **\$212.61 Member**  
(Other Colors) \$272.23 Non Member or **\$222.74 Member**

5/8" x 8' WLL Basket 20,560 lbs #RS580008-1

(Purple) \$222.73 Non Member or **\$182.24 Member**  
(Other Colors) \$235.11 Non Member or **\$192.36 Member**

3/8" x 4' WLL Basket 7,000 lbs #RS380004-1

(Purple) \$123.73 Non Member or **\$101.24 Member**  
(Other Colors) \$136.11 Non Member or **\$111.36 Member**

Other Sizes Available

**Other Colors Available for the Load Bearing Strap:**

Protective Strap is always black



# Rim Sling Synthetic Shipping Container Sling



**The Rim Sling Synthetic Shipping Container Slings** are specifically designed for container pocket lifting or pulling. They can be inserted in both the top or bottom pockets of shipping containers and utilized even while on its side, without performing a double pick necessary with other types of rigging #CS780006-1

7/8" diameter x 6' length with 6" eye at either side of the sling

**WLL: Basket - 37,040 lbs | Vertical - 18,520 lbs | Chocker - 14,816 lbs**

5:1 Safety Factor – Available in 11 different colors (purple is standard)

(Purple) \$371.23 Non member or **\$303.74 Member**

(Other colors) \$383.61 Non Member or **\$313.86 Member**




## Outrigger Pads – Plastic Ultra Pad

**Outrigger pads provide a very strong, durable and cost effective footing for all your rigging applications. These pads feature:**

- Non-conductive
- Easy to clean
- Chemical & oil resistant
- Storage friendly
- Durable & long lasting
- Manufactured in many shapes, including round
- Available in 1", 1.5", 2", 2.5", 3" & 4" thickness
- Sizes 12"x12" to 60"x60"
- Handle is rope or chain (5/16", grade 80)
- Made in USA product
- Full Lifetime Guarantee

**Personalize just like Wes uses:**



### Plastic Ultra Pad

**24" x 24" x 2" 40 lbs each**

**Vertical Load Capacity 62,000 lbs**

**45 Degree Load Capacity 40,000 lbs**

Standard Black \$250.76 ea Non Member

**\$219.99 ea Member**

Standard Orange \$273.71 ea Non Member

**\$238.88 ea Member**

### Plastic Ultra Pad

**30" x 30" x 2" 62 lbs each**

**Vertical Load Capacity 95,000 lbs**

**45 Degree Load Capacity**

Standard Black \$393.96 ea Non Member

**\$341.43 ea Member**

Standard Orange \$433.37 ea Non Member

**\$375.58 ea Member**

**To Personalize with your logo - Add \$15 each pad for engraving**

# High Stands & Receivers

From Bro Towing Equipment, the people who INVENTED the Heavy Duty Lift... and brought it to America in the 1980s.

**CERTIFIED** Made in the **USA** with **American Steel!!**



## 3.25" Low Profile Standard Lifting Fork

Low profile type designed to slide under the low bumper and engage the axle with the longer finger. #82200801

\$187.11 ea Non Member or **\$153.09 ea Member**



## Extra Low Profile Lifting Fork

Pair of extra low profile fork 2 3/4" x 2 1/4" x 1 1/2" #822001500

\$330.30 pr Non Member or **\$245.70 pr Member**



## Super Duty Fork

the tube axle on the Ford Super Duty model 2002 require a special fork that prevents the axle from denting. This half round fork fits snug around the axle and is designed to prevent this from happening. Using regular frame forks will damage or dent the axle. #250213800

\$176.72 ea Non member or **\$144.59 ea Member**



## U Bolt Fork, Rear Lift

Rear Lift Only #300500000

\$159.39 ea Non Member or **\$130.41 ea Member**



## Volvo Axle Bracket Fork - SteerTek Fork

Hendrickson STEERTEK AXLES doesn't allow use of forks on the axle itself. Freightliner as well as Volvo trucks use the new axle and school busses will be equipped with same axle from July 2003. Most trucks will have this type of axle and can only be lifted by the lower axle wraps. Towing the vehicle by the axle will cause scarring and resultant damage to the axle and void warranty. #250513900

\$208.48 ea Non Member or **\$170.57 ea Member**



## Gillig Bus Fork

Gillig bus fork #300510000

\$175.56 ea Non Member or **\$143.64 ea Member**





### **Bus Fork Tow Eye Pin**

Bus Fork Clevis type bus fork to lift bus models equipped with Lift & Tow eyes like GMC, Nova, RTC and MCI buses. Picture shows front snow plow brackets pick-up. #300100000

**\$271.43 ea Non Member or \$220.08 ea Member**



### **V Shaped Deep Fork**

This fork was designed for heavy construction trucks lifting by the axle. When nothing really fits try this very versatile fork. #82200806

**\$189.42 ea Non Member or \$154.98ea Member**



### **4" Bus Fork**

4" bus and tube fork is designed to lift at the 4" torsion tube on the newer MCI and other busses. This fork is also used to lift trucks with tail gate lift. #250213500

**\$173.25 ea Non Member or \$141.75 ea Member**



### **Nova Fork for Flat Towing**

Nova Fork for Flat Towing #261000000

**\$281.82 ea Non Member or \$230.58 ea Member**



### **2.5" U-Bolt Fork**

This fork is designed to fit between the U-bolts. This type of lift will prevent the truck from sliding since the U-bolts prevent the fork from moving along the axle.

The fork opening is 2.5" which fits the typical light to medium size truck axles. International 47/4900 series are a typical chassis for this fork. #250513600


**\$179.03 ea Non Member or \$146.48 ea Member**



### **Spring Fork**

The self-aligning spring fork is one of the most popular forks and attaches to the spring itself. Four different positions for the fork lock pin ensure a snug fit. The fork hinging feature permits alignment with the spring during lift. The spring hangers are always located up front or close to the bumper. This will decrease the load on the tow truck's axle, i.e. the closer you can pull in the towed vehicle the less weight on your rear axles. Always secure the towed vehicle with safety chains on both sides before towing. Make sure the chains are damage free and have the correct grade and size. #82200814

**\$358.05 ea Non Member or \$292.95 ea Member**



## Self Loading Fork

Picture shows (left to right), the self loading fork in operating mode. When the trigger contacts the axle (middle picture) the spring loaded fork finger rotates into position behind the axle. 2 7/8" #82200816

\$475.86 ea Non Member or **\$389.34 ea Member**



## Half Round Fork

Half round fork is used mostly to lift trucks with tailgates and construction trucks where big cross tubes are part of the body. #82200802

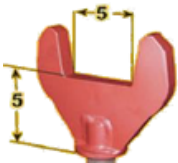
\$203.28 ea Non Member or **\$166.32 ea Member**



## Volvo 5" Axle Fork

Volvo 5" axle fork #300400000

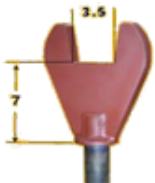
\$217.14 ea Non Member or **\$177.66 ea Member**



## 7" Tall 4.25 Wide Fork

7" Tall Wide Fork 4.25" wide opening #250213400

\$231.00 ea Non Member or **\$189.00 ea Member**



## 6" Tall 2.5" Wide Fork

6" tall wide fork is taller version of U Bolt Fork. 2.5" wide opening #250230000

\$189.42 ea Non Member or **\$154.98 ea Member**



## Chain Fork

Chain fork is used in many ways. The chain fork lifts a completely wrecked truck - no axles or tires -and the under reach functions as a tow bar. The chain forks are milled from one high tensile steel bar and accept 1/2" to 5/8" chain. #82200813

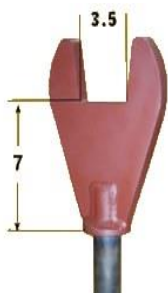
\$293.37 ea Non Member or **\$240.03 ea Member**



## Detroit Low Oil Pan Fork

Detroit low oil pan fork, allow clearance for the oil pan. 3.5" wide opening #30020000

\$212.52 ea Non Member or **\$173.88 ea Member**





## 9" Tall Fork

When you can't find the right fork try our versatile 9" tall fork and use the chassis frame as lifting point. One finger of the fork enters a hole in the cross member and prevents the towed vehicle from sliding. Attach your safety chains accordingly. 4 3/4" x 9 5/16"

#250212900 \$225.23 ea Non Member or **\$184.28 ea Member**



## 6.5" Wide Rear Axle Fork

Lifting trucks from the rear can sometimes be difficult. Newer trucks are equipped with air ride or air bags which limit the lifting sites. The axle housing is one of the more popular places, however forks must be wide and tall enough. Some trucks such as Peterbilt have unequal width housings. We designed the 5.5" and 6" forks to "fit them all" so that you can use them on most trucks without using high stands to get clearances. #250512600

\$222.92 ea Non Member or **\$182.39 ea Member**



## 5.5" Wide Rear Axle Fork

Lifting trucks from the rear can sometimes be difficult. Newer trucks are equipped with air ride or air bags which limit the lifting sites. The axle housing is one of the more popular places, however forks must be wide and tall enough. Some trucks such as Peterbilt have unequal width housings. We designed the 5.5" and 6" forks to "fit them all" so that you can use them on most trucks without using high stands to get clearance. #250212500

\$192.89 ea Non Member or **\$157.82ea Member**



## 4.5" Wide Tall Fork

Most towing is performed by lifting the axle. These forks are designed for that purpose but can be used in many other ways. When lifting the axle make sure that the forks are positioned as close as possible to the U-bolts. This to avoid a sliding effect in turns. Bottom photo shows how the fork is lifted behind the spring hangers. This method allows the operator to reduce stinger extension to effect a reduced rear axle weight. Safety chains should always be used to prevent the towed vehicle from falling off. Make sure the chains are correctly attached and have no defects. #82200805

\$205.59 ea Non Member or **\$168.21 ea Member**



## 4.5" Short Wide Fork

Most towing is performed by lifting the axle. These forks are designed for that purpose but can be used in many other ways. When lifting the axle make sure that the forks are positioned as close as possible to the U-bolts. This to avoid a sliding effect in turns. Bottom and right side photos shows how the 3.25" tall fork is lifting behind the spring hangers. This method allows the operator to reduce stinger extension to effect a reduced rear axle weight. Safety chains should always be used to prevent the towed vehicle from falling off. #82200807

\$191.73 ea Non Member or **\$156.87 ea Member**



## 5 x 5 Receiver (Driver Side)



5 x 5 receivers have 2 fork holes for easy hook-up. The outer hole is offset and gives you extra width during axle or frame lift. Shifting one receiver from passenger side to the driver's side will decrease the distance between receivers. The receiver is a low-mount design which enables the fork to "sneak" under low bumpers and, when inverted, gives you extra height. #250231000

\$344.19 ea Non Member or **\$281.61 ea Member**

## 3.5"x 3.5" Receiver



3 1/2" x 3 1/2" receivers have 2 fork holes for easy hook-up. The outer hole is offset and gives you extra width during axle or frame lift. Shifting one receiver from passenger side to the driver's side will decrease the distance between receivers. (see middle pictures). The receiver is a low-mount design which enables the fork to "sneak" under low bumpers and, when inverted, gives you extra height. #250260000D (driver side) or #250260000P (passenger side) **\$344.19 ea Non Member or \$281.61 ea Member**

## 4"x 4" Receiver



4" x 4" receivers have 2 fork holes for easy hook-up. The outer hole is offset and gives you extra width during axle or frame lift. Shifting one receiver from passenger side to the driver's side will decrease the distance between receivers. (see middle pictures). The receiver is a low-mount design which enables the fork to "sneak" under low bumpers and, when inverted, gives you extra height.

Part # 250250000 **\$344.19 ea Non Member or \$281.61 ea Member**

## 7" High Stand



High Stands raise the fork to a higher position. The need may arise when the suitable fork is not tall enough to reach the desired lift point, that the stinger hits the bumper before the fork is in position, or in similar situations. The high stands are 7" tall and are available in two models. One has the standard 2" shaft and the other is a "slide on" type for 4x4, 5x5, 6x4 or 6x6 inches cross bars. (see part # 250213100).

We recommend the slide on style since it is more rigid than the 2" shaft model. When high stands are used, make sure the towed vehicle is secured by extra safety chains and that the "swaying motion" is limited as much as possible. #82200815

\$224.07 ea Non Member or **\$183.33 ea Member**

## 6 x 6 High Stand



6 x 6 high stand #250213300

**\$388.08 ea Non Member or \$317.52 ea Member**

## 6 x 4 High Stand



6 x 4 high stand #250213100

**\$388.08 ea Non Member or \$317.52 ea Member**

## 5 x 5 High Stand



5 x 5 high stand #250213200

**\$388.08 ea Non Member or \$317.52 ea Member**



# **The American Towing & Recovery Institute**

*in conjunction with* **Wes Wilburn Consulting**

## We offer the following continuing education classes:

- One day light duty
- One Day Light Duty – Towing Only
- One Day Heavy Duty – Towing Only
- Two day Light and Medium Duty
- Two Day Medium and Heavy Duty
- Two Day Rotator/ Heavy Rigging, OSHA Level 1 Riggers Course
- Two day Air Cushion Recovery
- One, Two or Three day fire fighter-Tower Cross training (Taught to NFPA standards)
- 2-hour hybrid vehicle Seminar

Are you interested in hosting a public class or having a private class at your location? ***Please call Wes at (910)747-9000***

We offer private on-site training sessions for light, medium, heavy & Fire-Rescue Cross Training classes.

These sessions focus on specific topics & can be very cost-effective method to get everyone on the same page!

Call or write for more information on a class quote today!

Each class is filled with some theory and LOTS of hands-on sessions. We will focus on many different aspects of towing & recovery, including quicker safer methods & new ideas from all across North America.

***Do you want the complete class details? Or to register online...***

**[www.americantowingandrecoveryinstitute.org](http://www.americantowingandrecoveryinstitute.org)**

*Class dates are tentative and subject to change.*





## 2021 Towing & Recovery Continuing Education Schedule The American Towing & Recovery Institute

*in conjunction with* **Wes Wilburn Consulting**

- 2 Day Light & Medium Duty Towing & Recovery March 13-14, 2021 Opelika, AL
- 2 Day Heavy Duty Towing & Recovery March 27-28, 2021 Washington, NC
- Florida Tow Show, April 8-10, 2021 Orlando, FL (We will be with a booth & Free Driver Training Class – Light & Medium w/Intro to Heavy Duty April 9 at 9 am)
- 1 Day Advanced Level Light Duty Towing & Recovery April 30, 2021 Little Rock, AR
- 2 Day Heavy Duty Towing & Recovery May 1-2, 2021 Little Rock, AR
- 1 Day Advanced Level Light Duty Towing & Recovery May 21, 2021 Jim Thorpe, PA
- 2 Day Heavy Duty Towing & Recovery May 22-23, 2021 Jim Thorpe, PA
- 2 Day Rotator Recovery & Specialized Ultra Heavy Towing Jun 5-6, 2021 Indianapolis, IN
- 1 Day Advanced Level Light Duty Towing & Recovery June 11, 2021 Kansas City, KS
- 2 Day Heavy Duty Towing & Recovery June 12-13, 2021 Kansas City, KS
- 1 Day Advanced Level Light Duty Towing & Recovery July 23, 2021 Detroit, MI
- 2 Day Heavy Duty Towing & Recovery July 24-25, 2021 Detroit, MI
- Ohio Tow Show, September 23-26, 2021 Mason, OH (We will be there)
- 1 Day Advanced Level Light Duty Towing & Recovery October 15, 2021 St Louis, MO
- 2 Day Heavy Duty Towing & Recovery October 16-17, 2021 St Louis, MO
- TRAO Tow & Treat, we will be there with a booth October 23, 2021 Cincinnati, OH
- 1 Day Advanced Level Light Duty Towing & Recovery October 24, 2021 Cincinnati, OH

**Are you interested in hosting a public class or having a private class at your location? Please call Wes @ 910-747-9000**

We also offer private on-site continuing education sessions for light, heavy and Fire-Rescue Cross Training classes. These can focus on specific topics and can be very cost effective methods to get everyone on the same page! Call or write for more information on a class quote today!

***Do you want the complete class details? Or to register online?***

**Visit... [www.american towing and recovery institute.org](http://www.american towing and recovery institute.org)**

**Or Call (910) 747-9000 or Email [register@american towing and recovery institute.org](mailto:register@american towing and recovery institute.org)**



*The American Towing & Recovery Institute Presents:*

# **T.C.E.R.T Program**

## **Towing Continuing Education & Recovery Training**



Wes Wilburn, Founder

*Delivered Right To Your Front Door!*

**Convenient Learning at Your Own Pace**



### **T.C.E.R.T. PACKAGE**

Once an individual earns enough credits for each level; he/she will receive an identification card, wall certificate and patch for each level achieved.

- Towing Awareness Level: 12 Credit Hours
- Towing Operations Level: 24 Credit Hours
- Towing Technician Level: 36 Credit Hours
- Towing and Recovery Specialist Level: 48 Credit Hours



### **ATRI MEMBERS RECEIVE 1 DVD PLUS 3 WORKBOOKS & 3 EXAMS AT NO COST**

- |   |                            |
|---|----------------------------|
| • DVD PLUS 1 WORKBOOK & EXAM                            | \$99.95                    |
| • EACH ADDITIONAL WORKBOOKS & EXAMS                     | \$34.95                    |
| • 3 WORKBOOKS & 3 EXAMS                                 | \$89.50                    |
| • 6 WORKBOOKS & 6 EXAMS                                 | \$169.95                   |
| • DVD PLUS 3 WORKBOOKS & 3 EXAMS (FREE WITH MEMBERSHIP) | \$149.85 (\$20.00 SAVINGS) |
| • DVD PLUS 6 WORKBOOKS & 6 EXAMS                        | \$224.70 (\$50.00 SAVINGS) |
| • LIVE TESTING VIA SKYPE VIDEO CONFERENCING             | \$19.95 PER EXAM PLUS TEST |



**The American Towing & Recovery Institute**

[www.american towing and recovery institute.org](http://www.american towing and recovery institute.org)

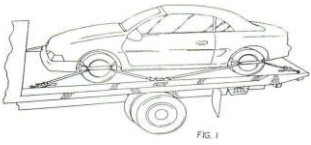
PO Box 007 Wade, NC 28395

Office (910) 747-9000 Fax (910) 486-8930

Email: [tcert@american towing and recovery institute.org](mailto:tcert@american towing and recovery institute.org)

**This Entire T.C.E.R.T. Package was Filmed, Edited & Reproduced in the USA.**





# Eight Point Rollback Tie Down Systems

Each strap has a Working Load Limit (WLL) 4000 lbs

**\*\*Each kit shown is available in standard yellow, purple & red in both 14' and 18' straps**

## Straps with Snap Hooks available in both 14 & 18 foot lengths

**#38-200** Set of 4 ratchets with chains, long straps with snap hooks, heavy duty reinforced short straps, no metal rings to contact car Complete set of 4, 14' straps. \$141.92 each Non Member, **\$131.85 each Member**

**#38-218** Set of 4 ratchets with chains, long straps with snap hooks, heavy duty reinforced short straps, no metal rings to contact car Complete set of 4, 18' straps. \$150.75 each Non Member, **\$138.96 each Member**

*Upgrade the standard handle ratchets with chain tails to gradual release rubber handle ratchets ..*

**#38-8200** for 14' straps \$156.92 non member, **\$146.85 member**

**#38-8218** for 18' Straps \$165.75 non member, **\$153.96 member**



#38-200 14' Straps

#38-218 18' Straps

*Upgrade gradual release rubber handle ratchets*



## Straps with Chain Tails available in both 14 & 18 foot lengths

**#38-200C** Set of 4 ratchets with chains, long straps with chains, heavy duty reinforced short straps, no metal rings to contact car Complete set of 4, 14' straps. \$148.55 each Non Member, **\$137.15 each Member**

**#38-200C** (no ratchets) Set of 4 long straps with chains, heavy duty reinforced short straps, no metal rings to contact car Complete set of 4, 14' straps. \$122.50 each Non Member, **\$107.90 each Member**

**#38-218C** Set of 4 ratchets with chains, long straps with chains, heavy duty reinforced short straps, no metal rings to contact car Complete set of 4, 18' straps. \$153.26 each Non Member, **\$139.93 each Member**

*Upgrade the standard handle ratchets with chain tails to gradual release rubber handle ratchets ...*

**#38-8200C** for 14' straps \$163.55 non member, **\$152.15 member**

**#38-8218C** for 18' Straps \$168.26 non member, **\$154.93 member**



#38-200C 14' Straps

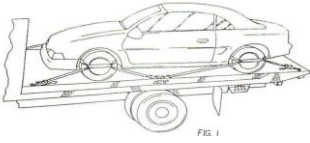
#38-218C 18' Straps



#38-200C (no ratchets)

*Upgrade gradual release rubber handle ratchets*





# Eight Point Rollback Tie Down Systems

Each strap has a Working Load Limit (WLL) 4000 lbs

**\*\*Each kit shown is available in standard yellow, purple & red in both 14' and 18' straps**

## Straps with Snap Hooks & D-Rings available in both 14 & 18 foot lengths

**#38-200D** Set of 4 ratchets with chains, long straps with snap hooks, heavy duty reinforced short straps, no metal rings to contact car and 2 D Rings. Complete set of 4, 14' straps.

\$158.90 each Non Member, **\$145.01 each Member**

**#38-218D** Set of 4 ratchets with chains, long straps with snap hooks, heavy duty reinforced short straps, no metal rings to contact car and 2 D Rings. Complete set of 4, 18' straps.

\$162.07 each Non Member, **\$147.86 each Member**

**Upgrade the standard handle ratchets with chain tails to gradual release rubber handle ratchets ...**

**#38-8200D for 14' straps \$163.55 non member, **\$152.15 member****

**#38-8218D for 18' Straps \$168.26 non member, **\$154.93 member****



#38-200D 14' Straps

#38-218D 18' Straps

**Upgrade gradual release rubber handle ratchets**



## Straps with Snap Hooks available in both 14 & 18 foot lengths

**#38-200SH** Set of 4 ratchets with snap hooks, long straps with snap hooks, Heavy Duty reinforced short straps no metal rings to contact cars. Complete set of 4, 14' straps.

\$150.09 each Non Member, **\$137.78 each Member**

**#38-218SH** Set of 4 ratchets with snap hooks, long straps with snap hooks, Heavy Duty reinforced short straps no metal rings to contact cars. Complete set of 4, 18' straps.

\$153.95 each Non Member, **\$140.56 each Member**

**Upgrade the standard handle ratchets with chain tails to gradual release rubber handle ratchets for an additional \$15.00 per kit.**

**#38-8200SH for 14' straps \$165.09 non member, **\$152.78 member****

**#38-8218SH for 18' Straps \$168.95 non member, **\$155.56 member****

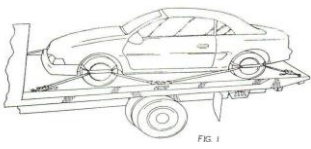


#38-200SH 14' Straps

#38-218SH 18' Straps

**Upgrade gradual release rubber handle ratchets**





# Eight Point Rollback Tie Down Systems

Each strap has a Working Load Limit (WLL) 4000 lbs

**\*\*Each kit shown is available in standard yellow, purple & red in both 14' and 18' straps**

## Straps with chain tails & mini j hooks available in both 14 & 18 foot lengths

**#38-200C-J** Set of 4 ratchets with chain, long straps with chain & mini J hooks, Heavy Duty reinforced short straps no metal rings to contact cars. Complete set of 4, 14' straps.

\$180.20 each Non Member, **\$164.18 each Member**

**#38-218C-J** Set of 4 ratchets with chain, long straps with chain & mini J hooks, Heavy Duty reinforced short straps no metal rings to contact cars. Complete set of 4, 18' straps.

\$185.50 each Non Member, **\$167.15 each Member**

**Upgrade the standard handle ratchets with chain tails to gradual release rubber handle ratchets...**

**#38-8200C-J for 14' straps \$195.20 non member, **\$179.18 member****

**#38-8218C-J for 18' Straps \$200.50 non member, **\$182.15 member****



#38-200C-J 14' Straps

#38-218C-J 18' Straps

**Upgrade gradual release rubber handle ratchets**



## Replacement Straps

**#38-200C-L** 14' Strap & Chain

\$28.75 each Non Member, **\$20.18 each Member**

**#38-200-L** 14' Strap & Snap Hook

\$30.25 each Non Member **\$21.15 each Member**

**#38-200-S** Heavy Duty Reinforced short strap with no metal Rings to contact car.

\$13.65 each Non Member **\$11.80 ea Member**



#38-200C-L

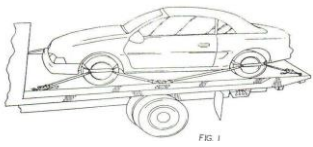


#38-200-L



#38-200-S





# Eight Point Rollback Tie Down Systems

Each strap has a Working Load Limit (WLL) 4000 lbs

## Hi Viz

Hi-Viz 8-point tie-down webbing has a green nylon edge, reflective threading and is high visibility for increased visibility on the roadside in both 14' and 18' straps

### Hi-Viz Straps with Chain Tails available in both 14 & 18 foot lengths

**#HV38-200C** Set of 4 ratchets with chains, long straps with chains, heavy duty reinforced short straps, no metal rings to contact car Complete set of 4, 14' straps. \$152.79 each Non Member, **\$141.15 each Member**

**#HV38-218C** Set of 4 ratchets with chains, long straps with chains, heavy duty reinforced short straps, no metal rings to contact car Complete set of 4, 18' straps. \$156.26 each Non Member, **\$145.93 each Member**

*Upgrade the standard handle ratchets with chain tails to gradual release rubber handle ratchets ...*

**#HV38-8200C** for 14' straps \$167.79 non member, **\$156.15 member**

**#HV38-8218C** for 18' Straps \$171.26 non member, **\$160.93 member**



#HV38-200C 14' Straps

#HV38-218C 18' Straps

*Upgrade gradual release rubber handle ratchets*



## Towing for a Cure – Breast Cancer

Since beginning the Towing for a Cure initiative 6 years ago, we have heard story after story of how Breast Cancer has either disrupted or taken the lives of our loved ones all over the world. We are proud to once again work alongside each of you in spreading awareness and donating to Breast Cancer Awareness and Research. ~ BA Products

**#Cure38-200C** Set of 4 ratchets with chains, long straps with chains, heavy duty reinforced short straps, no metal rings to contact car Complete set of 4, 14' straps. \$157.66 each Non Member, **\$139.30 each Member**

**#Cure38-218C** Set of 4 ratchets with chains, long straps with chains, heavy duty reinforced short straps, no metal rings to contact car Complete set of 4, 18' straps. \$163.84 each Non Member, **\$144.66 each Member**

*Upgrade the standard handle ratchets with chain tails to gradual release rubber handle ratchets ...*

**#Cure38-8200C** for 14' straps \$176.66 non member, **\$158.30 member**

**#Cure38-8218C** for 18' Straps \$182.81 non member, **\$163.66 member**



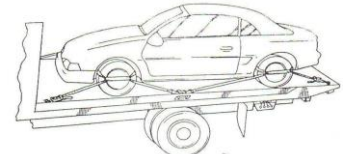
*Upgrade gradual release rubber handle ratchets*



Additional straps are available on page 5 of this catalog.

## Tower's Edge High Performance Webbing

- Edges are constructed of polymer yarns coated with an abrasion and cut resistant thermoplastic polymer
- More resistant to tears, cuts and abrasions
- Up to 50% less water absorption
- PVB impregnated for superior protection against the elements
- Web coating is a modified acrylic which is a durable and permanent finish
- Tighter weave style for superior flexibility and abrasion resistance



## Eight Point Rollback Tie Down Systems

**Made with Towers Edge High Performance Webbing** Each strap has working load limit 4,000 lbs

**#V38-200** Set of 4 ratchets with chains, long straps with snap hooks, heavy duty reinforced short straps, no metal rings to contact car Complete set of 4, 14' straps. \$169.80 each Non Member, **\$148.03 each Member**

**#V38-218** Set of 4 ratchets with chains, long straps with snap hooks, heavy duty reinforced short straps, no metal rings to contact car Complete set of 4, 18' straps. \$178.75 each Non Member, **\$154.80 each Member**



#V38-200

**#V38-200C** Set of 4 ratchets with chains, long straps with chains, heavy duty reinforced short straps, no metal rings to contact car Complete set of 4, 14' straps. \$171.25 each Non Member, **\$150.85 each Member**

**#V38-218C** Set of 4 ratchets with chains, long straps with chains, heavy duty reinforced short straps, no metal rings to contact car Complete set of 4, 18' straps. \$181.75 each Non Member, **\$155.95 each Member**



#V38-200C

**#V38-200D** Set of 4 ratchets with chains, long straps with snap hooks, heavy duty reinforced short straps, no metal rings to contact car and 2 D Rings. Complete set of 4, 14' straps.

\$167.68 each Non Member, **\$148.39 each Member**

**#V38-218D** Set of 4 ratchets with chains, long straps with snap hooks, heavy duty reinforced short straps, no metal rings to contact car and 2 D Rings. Complete set of 4, 18' straps.

\$173.68 each Non Member, **\$154.85 each Member**



#V38-200D

## Replacement Straps

**#V38-200C-L** 14' Strap with chain

\$29.75 each Non Member, **\$21.45 each Member**

**#V38-200-L** 14' Strap with Snap Hook

\$29.75 each Non Member, **\$21.45 each Member**

**#V38-200-S** Heavy Duty Reinforced short strap with no metal rings

\$17.90 each Non Member, **\$11.85 each Member**



#V38-200C-L



#V38-200-L



#V38-200-S

# Car Carrier Tie Downs with Cluster

**#38-100** – Grade 70 Transmission Cluster – 2" x 8' Strap with ratchet & G70 5/16" chain 4000 lb WLL 7 lbs each  
\$45.85 ea Non Member **\$37.10 ea Member**

**Set of 4 #38-100-4**

\$172.73/4 Non Member **\$140.10/4 Member**

**#38-100-S** – Replacement Strap Only for #38-100

\$27.50 each Non Member **\$23.02 each Member**

**#38-103** – Grade 70 Transmission Cluster – 2" x 8' Strap with Ratchet and Snap Hook 4000 lb WLL 7 lbs each  
\$41.73 each Non Member **\$35.80 each Member**

**Set of 4 #38-103**

\$156.80/4 Non Member **\$137.80/4 Member**



## Carrier Tie Downs with Lasso Straps

4 Tower's Edge Lasso Straps (3330 lbs wll) #V38-1

4 Wide Handled Ratchets with gr 70 5/16" chain tail (4000 lbs wll) #38-100-R

4 Wear Pads/Strap Protectors #38-SL2

\*each strap is 110" long w 2" ring (108" of strap + 9' 2" long)

Set \$146.20 Non Member **\$126.80 Member**



## Tow Eye Suggestions We now know a better way – Low Profile Exotic Straps



#LP11-EC44 – This strap was specifically designed for Tesla & most high end luxury automobiles where the tie rod end is very close to the lower control arm. This "soft touch" V strap allows you to load most cars without using the tow eye! WLL 5,400 lbs @ 60 degrees 2" strap with 4'5" reach  
\$82.85 each Non Member **\$70.29 ea Member**

This is a better way to reduce leverage on the "tow eye" & keeps hook away from the car.

The "OLD WAY" was using a purple loading strap.

Wes says stay away from these pull pins.

*"I really feel like LOW PROFILE EXOTIC STRAP is the best choice" - Wes*



# Steering Wheel Locks

We recommend using a Steering Wheel Lock whenever towing any vehicle, whether you are towing forwards or backwards. If there is a failure, you want the vehicle straight behind you.



## Top of Steering Wheel Lock is a loop

1. Hold loop against bottom of steering wheel with buckle facing dashboard
2. Pull entire steering wheel lock under steering wheel and thread it through the loop. (like putting on a necktie)
3. Place bottom hook of steering wheel lock under seat mount to seat strut and tighten with buckle.

Note 1. After you adjust belt to a snug fit when closing, the buckle will automatically tighten lock more

Note 2. Buckle releases by pressing "Push to Release" button on buckle.

### **#8-31** Lasso Style Steering Wheel Lock

Steering wheel lock with camlock for towing 2 lbs

\$20.39 each or 2 for \$38.98 Non Member

**\$17.60 each or 2 for \$35.60 Member**

### **#8-32** Hook Style Steering Wheel Lock

Steering wheel lock with camlock for towing 3 lbs

\$20.75 each or 2 for \$39.98 Non Member

**\$18.75 each or 2 for \$32.53 Member**

### **#8-R32** Hook Style Steering Wheel Lock

Steering wheel lock with ratchet for towing 4 lbs

\$24.50 each or 2 for \$48.80 Non Member

**\$22.68 each or 2 for \$43.98 Member**

### **#8-34CH** Claw Hook Style Steering Wheel Lock

Steering wheel lock with 2 coated claw hooks & cam lock for towing 2 lbs

\$24.47 each or 2 for \$46.80 Non Member

**\$20.76 each or 2 for \$39.98 Member**

### **#8-R34CH** Claw Hook Style Steering Wheel Lock

Steering wheel lock with 2 coated claw hooks & ratchet for towing 4 lbs

\$26.80 each or 2 for \$51.90 Non Member

**\$23.10 each or 2 for \$45.08 Member**





# Lasso Straps

Single standard webbing available in purple, red & yellow

**#38-1** Lasso Straps – each strap available in purple, red and yellow is 98” long with 2” O-Ring – 96” of strap  
3300 lbs WLL each strap  
\$9.75 each Non Member **\$7.75 each Member**



## Get a Pack of 10 Lasso Straps and Save

#P38-1-10 Pack of 10 <b>Purple</b> Lasso Straps	\$95.90/10 Non Member <b>\$82.55/10 Member</b>
#R38-1-10 Pack of 10 <b>Red</b> Lasso Straps	\$95.90/10 Non Member <b>\$82.55/10 Member</b>
#38-1-10 Pack of 10 <b>Yellow</b> Lasso Straps	\$95.90/10 Non Member <b>\$82.55/10 Member</b>

## Lasso Straps are Available in Other Lengths

With 2” Strap with O-Ring

Part #	Size	Non Member	Member
#38-1	2” x 98”	\$9.75 each	<b>\$7.75 each</b>
#38-1-9	2” x 108”	\$11.90 each	<b>\$9.93 each</b>
#38-1-10	2” x 120”	\$12.75 each	<b>\$10.60 each</b>
#38-1-12	2” x 144”	\$14.45 each	<b>\$11.80 each</b>
#38-1-14	2” x 168”	\$16.50 each	<b>\$13.15 each</b>

**Each strap has 3300 lbs WLL**

## Tower’s Edge High Performance Webbing

- Edges are constructed of polymer yarns coated with an abrasion and cut resistant thermoplastic polymer
- More resistant to tears, cuts and abrasions
- Up to 50% less water absorption
- PVB impregnated for superior protection against the elements
- Web coating is a modified acrylic which is a durable and permanent finish.

## Tower’s Edge Lasso Straps: Single or 10 Pack



**#V38-1** Tower’s Edge Lasso Strap - 110” Long with 2” O-Ring = 108”  
Strap \$13.50 each Non Member **\$11.50 each Member**

**#V38-1-10** – Pack of 10 Tower’s Edge Lasso Strap  
\$129.75/10 Non Member **\$101.28/10 Member**

**Each strap has 3300 lbs WLL**

Cordura Wear Sleeve for above #38-SL2 \$4.33 ea Non Member **\$3.68 ea Member**



## Wheel Lift Straps

**#38-1A** 2" x 100" Strap with Grab Plate 1 lbs, 4000 lbs WLL

\$11.75 each Non Member **\$9.35 each Member**

**#38-2** 2" x 100" Strap w/Heavy Duty Flat Hook 2 lbs, 3300 lbs WLL

\$12.25 each Non Member **\$10.13 each Member**

**#38-2N** 2" x 100" Strap with Narrow Hook 1 lb, 1665 lbs WLL

\$13.50 each Non Member **\$10.65 each Member**

**#38-3** 1.75" Eagle Strap with Flat Snap Hook, Large D Ring & Cordura Sleeve 2 lbs, 2000 lbs WLL

\$24.85 each Non Member **\$20.76 each Member**

**#38-3/OEM** 2" 4 ply OEM Strap with Flat Hook 2 lbs, 2000 lbs WLL

\$24.98 each Non Member **\$21.27 each Member**

**#38-3D** 2" x 100" Strap w/Snap Hook & Protective Sleeve 1 lb, 2000 lbs WLL \$15.75 each Non Member **\$12.65 each Member**

**#38-4** 2" x 100" Strap with Double J Hook 2 lbs, 1665 lbs WLL

\$14.15 each Non Member **\$10.75 each Member**

**#38-5H** 2" x 96" Strap w/Hammerhead T-J Combo Hook 2 lbs, 4000 lbs WLL \$16.85 each Non Member **\$13.25 each Member**

**#38-5J** 2" x 100" Strap with Mini J Hook 2 lbs, 4000 lbs WLL

\$17.51 each Non Member **\$14.55 each Member**

**#38-8** 2" x 100" Strap with Twisted Snap Hook 2 lbs, 3670 lbs WLL

\$16.24 each Non Member **\$13.34 each Member**

**#38-JD400** 2" Quick Pick Trap – Old Style 2 lbs, 1000 lbs WLL

\$24.35 each Non Member **\$21.55 each Member**



#38-1A



#38-2



#38-2N



#38-3



#38-3/OEM



#38-3D



#38-4



#38-5H



#38-5J



#38-8



#38-JD400

## Ratchet Tie Down with Flat Hooks



Part #	Size	WLL	Non Member	Member
TD4-27F	27' 2 ply	3300 lbs	\$24.15	<b>\$20.45</b>
TD4-30F	30' 3 ply	5000 lbs	\$28.85	<b>\$23.80</b>
TD4-40F	40' 4 ply	5400 lbs	\$31.45	<b>\$27.35</b>

**#38-6** Holmes Basket Strap

WLL 1,665 lbs

\$28.75 each Non Member

**\$24.85 each Member**



**#38-61** Coated Basket Strap

WLL 1,500 lbs


\$52.40 each Non Member

**\$45.85 each Member**



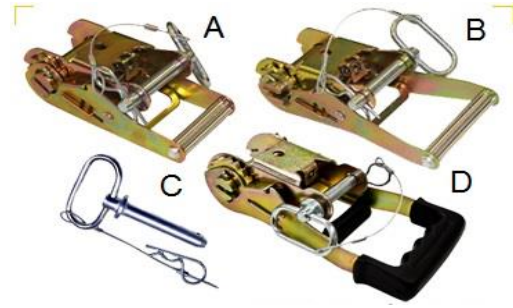
# 2" Ratchets & Attachments

## 2 inch Ratchets with Side Hook




- A. #38-14** 2" Standard Handle Ratchet  
1000 lb WLL 3 lbs  
\$19.04 ea Non Member **\$15.58 ea Member**
- B. #38-24** 2" Wide Handle Ratchet  
1000 lbs WLL 3 lbs  
\$20.99 ea Non Member **\$17.17 ea Member**
- C. #38-14-H** Side Hook Attachment Only  
\$6.45 ea Non Member **\$5.28 ea Member**
- D. #38-84** 2" Gradual Release Rubber Handle Ratchet 1000 lb WLL 4 lbs  
\$20.74 ea Non Member **\$16.93 ea Member**

## 2 inch Ratchets with Hitch Pin




- A. #38-13** 2" Standard Handle Ratchet  
3670 lb WLL 2 lbs  
\$21.66 ea Non Member **\$17.73 ea Member**
- B. #38-23** 2" Wide Handle Ratchet  
3670 lbs WLL 3 lbs  
\$23.36 ea Non Member **\$19.11 ea Member**
- C. #38-13-H** Hitch Pin Attachment Only  
\$9.01 ea Non Member **\$7.37 ea Member**
- D. #38-83** 2" Gradual Release Rubber Handle Ratchet 3670 lb WLL 4 lbs  
\$23.03 ea Non Member **\$18.85 ea Member**

## 2 inch Ratchets with Looped Hook



- A. #38-15J** 2" Standard Handle Ratchet  
1000 lb WLL 3 lbs  
\$21.66 ea Non Member **\$17.73 ea Member**
- B. #38-25J** 2" Wide Handle Ratchet  
1000 lbs WLL 3 lbs  
\$23.55 ea Non Member **\$19.26 ea Member**
- C. #38-15J-H** Looped Hook Attachment Only  
\$9.17 ea Non Member **\$7.51 ea Member**
- D. #38-85J** 2" Gradual Release Rubber Handle Ratchet 1000 lb WLL 4 lbs  
\$23.12 ea Non Member **\$18.91 ea Member**


## 2 inch Ratchets with Flat Hook



- A. #38-11** 2" Standard Handle Ratchet  
3670 lb WLL 3 lbs  
\$19.21 ea Non Member **\$15.71 ea Member**
- B. #38-21** 2" Wide Handle Ratchet  
3670 lbs WLL 3 lbs  
\$21.15 ea Non Member **\$17.31 ea Member**
- C. #38-11-H** Flat Hook Attachment Only  
\$6.72 ea Non Member **\$5.49 ea Member**
- D. #38-81** 2" Gradual Release Rubber Handle Ratchet 3670 lb WLL 4 lbs  
\$20.82 ea Non Member **\$17.04 ea Member**

## 2" Ratchets & Attachments

### 2 inch Ratchets with A Bracket




**A. #38-10B 2" Standard Handle Ratchet**  
1665 lb WLL 3 lbs  
\$18.27 ea Non Member **\$14.94 ea Member**

**B. #38-20B 2" Wide Handle Ratchet**  
1665 lbs WLL 3 lbs  
\$20.31 ea Non Member **\$16.62 ea Member**

**C. #38-10B-H A Bracket Attachment Only**  
\$5.78 ea Non Member **\$4.73 ea Member**

**D. #38-80B 2" Gradual Release Rubber Handle Ratchet** 1665 lb WLL 4 lbs  
\$18.40 ea Non Member **\$15.05 ea Member**

### 2 inch Ratchets - Forged Finger Hook




**A. #38-17 2" Standard Handle Ratchet**  
2570 lb WLL 3 lbs  
\$19.72 ea Non Member **\$16.13 ea Member**

**B. #38-27 2" Wide Handle Ratchet**  
2570 lbs WLL 3 lbs  
\$21.50 ea Non Member **\$17.59 ea Member**

**C. #38-17-H Forged Finger Hook Attachment Only**  
\$7.14 ea Non Member **\$5.85 ea Member**

**D. #38-87 2" Gradual Release Rubber Handle Ratchet** 2570 lb WLL 4 lbs  
\$21.25 ea Non Member **\$17.39 ea Member**

### 2 inch Ratchets with Double J Hook




**A. #38-10C 2" Standard Handle Ratchet**  
1665 lb WLL 3 lbs  
\$19.04 ea Non Member **\$15.58 ea Member**

**B. #38-20C 2" Wide Handle Ratchet**  
1665 lbs WLL 3 lbs  
\$20.91 ea Non Member **\$17.10 ea Member**

**C. #38-10C-H Double J Hook Attachment Only**  
\$6.45 ea Non Member **\$5.28ea Member**

**D. #38-80C 2" Gradual Release Rubber Handle Ratchet** 1665 lb WLL 4 lbs  
\$19.44 ea Non Member **\$15.90 ea Member**

### 2 inch Wide Handle Ratchets w Chain



**A. #38-100-R 2" Wide Handle Ratchet**  
4000 lb WLL 4 lbs  
\$23.88 ea Non Member **\$19.53 ea Member**

**B. #38-8100-R 2" Gradual Release with Rubber Handle**  
4000 lbs WLL 5 lbs  
\$23.12 ea Non Member **\$18.91 ea Member**

**C. #38-100R-H Chain with U Bracket & Pins Attachment Only**  
\$10.03 ea Non Member **\$8.21 ea Member**



# Under Lift Tie-Down Straps

 #38-104	<b>#38-104</b> 2" Medium Duty Under Reach Tie Downs WLL 7000 lbs/pair \$52.17 pair Non Member or <b>\$44.27 Pair Member</b>																
 #38-104-S	<b>#38-104-S</b> Replacement Strap for 2"Medium Duty Under Reach Tie Down \$18.75 each Non Member or <b>\$14.75 each Member</b>																
 #38-104HD	<b>#38-104HD</b> 2" Heavy Duty Under Reach Tie Downs WLL 7300 lbs/pair \$62.04 pair Non Member or <b>\$52.64 Pair Member</b>																
 #38-104HD-S	<b>#38-104HD-S</b> Replacement Strap for 2"Heavy Duty Under Reach Tie Down \$21.50 each Non Member or <b>\$18.24 each Member</b>																
 #38-105DJ	<b>#38-105DJ</b> 2" Medium Duty Under Reach Tie Downs with J Hooks WLL 7300 lbs/pair \$59.83 pair Non Member or <b>\$50.76 Pair Member</b>																
 #38-105DJ-S	<b>#38-105DJ-S</b> Replacement Strap for 2"Medium Duty Under Reach Tie Down with J Hooks \$19.55 each Non Member or <b>\$16.95 each Member</b>																
 #38-106	<b>#38-106</b> 3" Heavy Duty Under Reach Tie Downs with Long Ratchets WLL 11000 lbs/pair \$175.81 pair Non Member or <b>\$151.75 Pair Member</b>																
 #38-106-S	<b>#38-106-S</b> Replacement Strap for 3"Heavy Duty Under Reach Tie Down \$27.62 each Non Member or <b>\$23.44 each Member</b>																
 #38-107	<b>#38-107</b> 3" Heavy Duty Under Reach Tie Downs with Short Ratchets WLL 11000 lbs/pair \$175.81 pair Non Member or <b>\$157.17 Pair Member</b>																
 #38-107-S	<b>#38-107-S</b> Replacement Strap for 3"Heavy Duty Under Reach Tie Down \$27.62 each Non Member or <b>\$23.44 each Member</b>																
 A. #38-30L	<table><tr><th>Part #</th><th>Description</th><th>Non Member</th><th>Member</th></tr><tr><td><b>#38-30L</b></td><td>3" Ratchet – Long Handle</td><td>\$38.15 ea</td><td><b>\$32.37 ea</b></td></tr><tr><td><b>#38-30S</b></td><td>3" Ratchet – Short Handle</td><td>\$41.30 ea</td><td><b>\$35.04 ea</b></td></tr><tr><td><b>#38-40L</b></td><td>4" Ratchet – Long Handle</td><td>\$48.53 ea</td><td><b>\$41.17 ea</b></td></tr></table>	Part #	Description	Non Member	Member	<b>#38-30L</b>	3" Ratchet – Long Handle	\$38.15 ea	<b>\$32.37 ea</b>	<b>#38-30S</b>	3" Ratchet – Short Handle	\$41.30 ea	<b>\$35.04 ea</b>	<b>#38-40L</b>	4" Ratchet – Long Handle	\$48.53 ea	<b>\$41.17 ea</b>
Part #		Description	Non Member	Member													
<b>#38-30L</b>		3" Ratchet – Long Handle	\$38.15 ea	<b>\$32.37 ea</b>													
<b>#38-30S</b>	3" Ratchet – Short Handle	\$41.30 ea	<b>\$35.04 ea</b>														
<b>#38-40L</b>	4" Ratchet – Long Handle	\$48.53 ea	<b>\$41.17 ea</b>														
 B. #38-30S																	
 C. #38-40L																	
	<b>#11-RT100 Adjustable Ratchet Tie Down Grade 70</b> chain and forged J & Mini J Hooks, forged grab hooks at the ends of the chain for quick and easy adjustment. Ratchet Load Binder takes up to 6 1/4" slack WLL 4700 lbs 23 lbs \$150.58 Non Member or <b>\$127.76 Member</b>																

28



# Round Slings



## Orange Poly Round Slings

WLL 80,000 lbs Basket  
WLL 40,000 lbs Verticle



## Blue Poly Round Slings

WLL 42,400 lbs Basket  
WLL 21,200 lbs Verticle



## Red Poly Round Slings

WLL 26,400 lbs Basket  
WLL 13,200 lbs Verticle



## Yellow Poly Round Slings

WLL 16,800 lbs Basket  
WLL 8,400 lbs Verticle



## Green Poly Round Slings

WLL 10,600 lbs Basket  
WLL 5,300 lbs Verticle



## Purple Poly Round Slings

WLL 10,600 lbs Basket  
WLL 5,300 lbs Verticle

Part #	Description	Non Member	Member	Weight
38-ENR10-5	5' Orange Round Sling	\$91.55 ea	<b>\$82.39 ea</b>	19 lbs
38-ENR10-8	8' Orange Round Sling	\$177.69 ea	<b>\$150.77 ea</b>	21 lbs
38-ENR10-10	10' Orange Round Sling	\$221.61 ea	<b>\$188.03 ea</b>	26 lbs
38-ENR10-12	12' Orange Round Sling	\$265.37 ea	<b>\$225.16 ea</b>	33 lbs
38-ENR10-16	16' Orange Round Sling	\$352.82 ea	<b>\$299.36 ea</b>	45 lbs
38-ENR10-20	20' Orange Round Sling	\$437.20 ea	<b>\$370.96 ea</b>	52 lbs

Part #	Description	Non Member	Member	Weight
38-RSB-6	6' Blue Round Sling	\$54.44 ea	<b>\$44.71 ea</b>	7 lbs
38-RSB-10	10' Blue Round Sling	\$81.06 ea	<b>\$68.78 ea</b>	13 lbs
38-RSB-12	12' Blue Round Sling	\$107.15 ea	<b>\$90.92 ea</b>	15 lbs
38-RSB-16	16' Blue Round Sling	\$141.57 ea	<b>\$120.12 ea</b>	15 lbs
38-RSB-20	20' Blue Round Sling	\$170.03 ea	<b>\$144.27 ea</b>	22 lbs

Part #	Description	Non Member	Member	Weight
38-RSR-4	4' Red Round Sling	\$33.56 ea	<b>\$28.48 ea</b>	4 lbs
38-RSR-6	6' Red Round Sling	\$40.03 ea	<b>\$33.96 ea</b>	6 lbs
38-RSR-8	8' Red Round Sling	\$51.33 ea	<b>\$43.55 ea</b>	8 lbs
38-RSR-10	10' Red Round Sling	\$52.29 ea	<b>\$52.85 ea</b>	10 lbs
38-RSR-12	12' Red Round Sling	\$78.18 ea	<b>\$66.33 ea</b>	11 lbs
38-RSR-20	20' Red Round Sling	\$135.96 ea	<b>\$115.36 ea</b>	16 lbs

Part #	Description	Non Member	Member	Weight
38-RSY-3	3' Yellow Round Sling	\$19.97 ea	<b>\$16.94 ea</b>	2 lbs
38-RSY-4	4' Yellow Round Sling	\$22.61 ea	<b>\$19.18 ea</b>	2 lbs
38-RSY-6	6' Yellow Round Sling	\$31.19 ea	<b>\$26.46 ea</b>	3 lbs
38-RSY-8	8' Yellow Round Sling	\$39.52 ea	<b>\$33.53 ea</b>	4 lbs
38-RSY-10	10' Yellow Round Sling	\$46.65 ea	<b>\$39.58 ea</b>	5 lbs
38-RSY-12	12' Yellow Round Sling	\$58.54 ea	<b>\$49.67 ea</b>	6 lbs
38-RSY-20	20' Yellow Round Sling	\$94.33 ea	<b>\$74.32 ea</b>	11 lbs

Part #	Description	Non Member	Member	Weight
38-RSG-3	3' Green Round Sling	\$12.24 ea	<b>\$10.14 ea</b>	2 lbs
38-RSG-4	4' Green Round Sling	\$14.27 ea	<b>\$12.11 ea</b>	2 lbs
38-RSG-6	6' Green Round Sling	\$20.82 ea	<b>\$17.67 ea</b>	3 lbs
38-RSG-8	8' Green Round Sling	\$27.27 ea	<b>\$23.14 ea</b>	3 lbs
38-RSG-10	10' Green Round Sling	\$30.43 ea	<b>\$25.82 ea</b>	4 lbs
38-RSG-12	12' Green Round Sling	\$40.44 ea	<b>\$34.31 ea</b>	5 lbs

Part #	Description	Non Member	Member	Weight
38-RSP-2	2' Purple Round Sling	\$11.39 ea	<b>\$9.66 ea</b>	1 lb
38-RSP-4	4' Purple Round Sling	\$13.51 ea	<b>\$11.47 ea</b>	1 lb
38-RSP-6	6' Purple Round Sling	\$18.94 ea	<b>\$16.07 ea</b>	2 lbs
38-RSP-8	8' Purple Round Sling	\$24.90 ea	<b>\$21.13 ea</b>	2 lbs
38-RSP-10	10' Purple Round Sling	\$27.87 ea	<b>\$23.65 ea</b>	3 lbs
38-RSP-12	12' Purple Round Sling	\$32.80 ea	<b>\$27.83 ea</b>	3 lbs



## 2 Ply 2 Inch Polyester Endless Loop Lifting

### Working Load Limit:

12,400 lbs Vertical

9,900 lbs Choker

24,800 lbs Basket



Part #	Length	Non Member	Member	Weight
9-2EL2P4	4 foot	\$26.52 ea	<b>\$22.50 ea</b>	2 lbs
9-2EL2P6	6 foot	\$30.01 ea	<b>\$26.45 ea</b>	3 lbs
9-2EL2P8	8 foot	\$34.93 ea	<b>\$29.64 ea</b>	4 lbs
9-2EL2P12	12 foot	\$54.55 ea	<b>\$46.28 ea</b>	6 lbs
9-2EL2P16	16 foot	\$60.79 ea	<b>\$51.58 ea</b>	8 lbs
9-2EL2P20	20 foot	\$58.92 ea	<b>\$58.48 ea</b>	9 lbs

### Sling Hooks – Designed for Round Slings

Part #	Description	WLL	Non Member	Member	Weight
#38-RSH-P	Purple Round Sling Hook	2600 lbs	\$66.28 ea	<b>\$56.24 ea</b>	2 lbs
#38-RSH-G	Green Round Sling Hook	5300 lbs	\$86.16 ea	<b>\$73.11 ea</b>	4 lbs
#38-RSH-Y	Yellow Round Sling Hook	8400 lbs	\$116.84 ea	<b>\$99.12 ea</b>	5 lbs
#38-RSH-R	Red Round Sling Hook	13,200 lbs	\$289.86 ea	<b>\$245.94ea</b>	8 lbs



### Domestic Round Sling - These are the slings that we stock & drop ship



Part #	Description	Non Member	Member	WLL
#VR2x6	Green 6 foot Round Sling	\$22.01 ea	<b>\$18.68 ea</b>	5300 Vertical, 4200 Choker, 10,600 Basket
#VR2x10	Green 10 foot Round Sling	\$33.11 ea	<b>\$28.69 ea</b>	5300 Vertical, 4200 Choker, 10,600 Basket
#VR2x12	Green 12 foot Round Sling	\$41.10 ea	<b>\$34.81 ea</b>	5300 Vertical, 4200 Choker, 10,600 Basket
#VR3x6	Yellow 6 foot Round Sling	\$29.27 ea	<b>\$24.84 ea</b>	8400 Vertical, 6700 Choker, 16,800 Basket
#VR3x10	Yellow 10 foot Round Sling	\$46.28 ea	<b>\$39.27 ea</b>	8400 Vertical, 6700 Choker, 16,800 Basket
#VR5x6	Red 6 foot Round Sling	\$39.44 ea	<b>\$33.46 ea</b>	13,200 Vertical, 10,600 Choker, 26,400 Basket
#VR5x10	Red 10 foot Round Sling	\$60.47 ea	<b>\$51.31 ea</b>	13,200 Vertical, 10,600 Choker, 26,400 Basket
#VR5x12	Red 12 foot Round Sling	\$75.90 ea	<b>\$64.40 ea</b>	13,200 Vertical, 10,600 Choker, 26,400 Basket
#VR7x10	Blue 10 foot Round Sling	\$78.33 ea	<b>\$66.50 ea</b>	21,200 Vertical, 17,000 Choker, 42,400 Basket
#VR7x12	Blue 12 foot Round Sling	\$103.95 ea	<b>\$88.20 ea</b>	21,200 Vertical, 17,000 Choker, 42,400 Basket
#VR7x16	Blue 16 foot Round Sling	\$136.95 ea	<b>\$116.20ea</b>	21,200 Vertical, 17,000 Choker, 42,400 Basket
#VR7x20	Blue 20 foot Round Sling	\$165.11 ea	<b>\$140.10 ea</b>	21,200 Vertical, 17,000 Choker, 42,400 Basket
#VR10x10	Orange 10 foot Round Sling	\$216.15 ea	<b>\$183.40 ea</b>	40,000 Vertical, 32,000 Choker, 80,000 Basket
#VR10x12	Orange 12 foot Round Sling	\$255.75 ea	<b>\$217.01 ea</b>	40,000 Vertical, 32,000 Choker, 80,000 Basket
#VR10x16	Orange 16 foot Orange Sling	\$333.30 ea	<b>\$282.80 ea</b>	40,000 Vertical, 32,000 Choker, 80,000 Basket
#VR10x20	Orange 20 foot Orange Sling	\$414.15 ea	<b>\$351.40 ea</b>	40,000 Vertical, 32,000 Choker, 80,000 Basket

## Polyester Round Sling Eye to Eye – American Made

- All-Grip Polyester Round Sling consists of multiple polyester fibers encased in a double thick woven tube of polyester web.
- Made in America
- They are soft and pliable and grab the load securely.
- Their ability to conform to the load helps make stable lifts and their lack of stretch (approximately 3%) helps to eliminate load bouncing.
- An excellent sling for many uses.
- Tagged per A.S.M.E. B30.9 specifications.



Part #	Size	Working Load Limit	Non Member	Member	Weight
EEVR3x06 Yellow	6'	8,400 lbs WLL @90 degree vertical	\$40.03 ea	<del>\$33.96 ea</del>	1 lb
EEVR5x06 Red	6'	13,200 lbs WLL @ 90 degree vertical	\$58.72 ea	<del>\$49.83 ea</del>	5 lbs
EEVR5x12 Red	12'	13,200 lbs WLL @ 90 degree vertical	\$117.89 ea	<del>\$100.03 ea</del>	8 lbs
EEVR5x20 Red	20'	13,200 lbs WLL @ 90 degree vertical	\$196.68 ea	<del>\$166.88 ea</del>	14 lbs
EEVR7x06 Blue	6'	21,200 lbs WLL @ 90 degree vertical	\$78.33 ea	<del>\$66.46 ea</del>	5 lbs
EEVR7x10 Blue	10'	21,200 lbs WLL @ 90 degree vertical	\$131.24 ea	<del>\$111.36 ea</del>	10 lbs
EEVR7x12 Blue	12'	21,200 lbs WLL @ 90 degree vertical	\$174.50 ea	<del>\$147.50 ea</del>	15 lbs
EEVR7x16 Blue	16'	21,200 lbs WLL @ 90 degree vertical	\$210.59 ea	<del>\$178.68 ea</del>	17 lbs

## Updated 7 Piece Air Fitting Quick Connect Kit



International –To connect directly to primary air tank via factory installed fitting.



Volvo & Mack- To connect directly to the Factory installed fitting mounted on the driver side firewall.




Paccar KW & Pete – To connect to factory installed fitting mounted on frame rail new jump post or metal line behind compressor.



Compressor & Air Dryer



3/8 Quick Connect – idea to connect or inflate air ride suspension directly.



Each 7 pc kit comes in durable, compartment carrying case



Buses & RVs – or vehicles with Schrader valve.

**\$169.75 ea Non Member**

**~~\$137.95 ea Member~~**



## Recovery Straps – Cordura Covered (Wrapped)



These are the recovery straps that Wes uses in demonstrations all over the country. The straps are wrapped on 3 sides (front face and both edges) with cordura, which gives an extra layer of protection.

### Recovery Straps 6 inch 2 ply WLL: Basket 32,600 lbs, Vertical 16,300 lbs, Choker 13,000 lbs

Part #	Description	Non Member	Member	Weight
#9-dc6/14	2 ply 6" x 14'	\$260.78 ea	\$221.27 ea	16 lbs
#9-dc6/16	2 ply 6" x 16'	\$295.80 ea	\$250.98 ea	18 lbs
#9-dc6/20	2 ply 6" x 20'	\$365.82 ea	\$310.39 ea	25 lbs
#9-dc6/26	2 ply 6" x 26'	\$470.84 ea	\$399.50 ea	30 lbs
#9-dc6/30	2 ply 6" x 30'	\$540.87 ea	\$458.92 ea	37 lbs
#9-dc6/36	2 ply 6" x 36'	\$608.50 ea	\$532.22 ea	43 lbs
#9-dc6/40	2 ply 6" x 40'	\$664.599 ea	\$592.31 ea	48 lbs

Add \$25 per  
wear pad per  
handle

Slide on Wear Pads for 6 inch straps 48 inches long #9-8x48-pad \$65.75 ea Non Member **\$52.50 ea Member** 5 lbs

Slide on Wear Pads for 6 inch straps 24 inches long #9-6-pad \$35.85 ea Non Member **\$30.75 ea Member** 2 lbs

### Recovery Straps 8 inch 2 ply WLL: Basket 38,400 lbs, Vertical 19,200 lbs, Choker 15,400 lbs

Part #	Description	Non Member	Member	Weight
#9-dc8/12	2 ply 8" x 12'	\$245.50 ea	\$250.10 ea	16 lbs
#9-dc8/14	2 ply 8" x 14'	\$325.50 ea	\$289.60 ea	19 lbs
#9-dc8/16	2 ply 8" x 16'	\$393.86 ea	\$334.18 ea	22 lbs
#9-dc8/20	2 ply 8" x 20'	\$477.91 ea	\$405.50 ea	26 lbs
#9-dc8/26	2 ply 8" x 26'	\$582.93 ea	\$494.61 ea	30 lbs
#9-dc8/36	2 ply 8" x 36'	\$764.50 ea	\$679.70 ea	45 lbs
#9-dc8/40	2 ply 8" x 40'	\$835.50 ea	\$742.10 ea	53 lbs

Add \$25 per  
wear pad  
per handle

Slide on Wear Pads for 8 inch straps 48 inches long #9-10x48-pad \$68.90 ea Non Member **\$54.75 ea Member** 7 lbs

Slide on Wear Pads for 8 inch straps 24 inches long #9-10x24-pad \$42.25 ea Non Member **\$35.25 ea Member** 6 lbs

### Recovery Straps 10 inch 2 ply WLL: Basket 44,800 lbs, Vertical 22,400 lbs, Choker 17,900 lbs

Part #	Description	Non Member	Member	Weight
#9-dc10/10	2 ply 10" x 10'	\$356.21 ea	\$312.50 ea	19 lbs
#9-dc10/12	2 ply 10" x 12'	\$399.14 ea	\$338.21 ea	22 lbs
#9-dc10/14	2 ply 10" x 14'	\$451.64 ea	\$383.21 ea	26 lbs
#9-dc10/16	2 ply 10" x 16'	\$504.16 ea	\$427.77 ea	29 lbs
#9-dc10/20	2 ply 10" x 20'	\$609.18 ea	\$516.88 ea	34 lbs
#9-dc10/26	2 ply 10" x 26'	\$766.72 ea	\$650.55 ea	40 lbs
#9-dc10/30	2 ply 10" x 30'	\$871.76 ea	\$739.68 ea	48 lbs

Add \$25 per  
wear pad per  
handle

Slide on Wear Pads for 10 inch straps 48 inches long #9-12x48-pad \$71.90 ea Non Member **\$63.75 ea Member** 7 lbs

Slide on Wear Pads for 8 inch straps 24 inches long #9-10x24-pad \$46.88 ea Non Member **\$39.65 ea Member** 6 lbs

### Recovery Straps 12 inch 2 ply WLL: Basket 53,800 lbs, Vertical 26,900 lbs, Choker 21,000 lbs

Part #	Description	Non Member	Member	Weight
#9-dc12/12	2 ply 12" x 12'	\$455.12 ea	\$386.16 ea	25 lbs
#9-dc12/14	2 ply 12" x 14'	\$518.18ea	\$439.67ea	27 lbs
#9-dc12/16	2 ply 12" x 16'	\$581.15 ea	\$493.09 ea	31 lbs
#9-dc12/20	2 ply 12" x 20'	\$707.16 ea	\$600.01 ea	40 lbs
#9-dc12/26	2 ply 12" x 26'	\$896.23 ea	\$760.44 ea	50 lbs
#9-dc12/30	2 ply 12" x 30'	\$1022.26ea	\$867.37 ea	59 lbs

Add \$25 per  
wear pad  
per handle

Slide on Wear Pads for 10 inch straps 48 inches long #9-12x48-pad \$71.90 ea Non Member **\$63.75 ea Member** 7 lbs

Slide on Wear Pads for 8 inch straps 24 inches long #9-10x24-pad \$46.88 ea Non Member **\$39.65 ea Member** 6 lbs



## Monster Recovery Straps

Can be used as a 30 foot strap or a 40 foot strap! The extra eyes gives you added versatility.



### Our Most Popular Size is 8 inches wide

**#9-2P8/40i30** – 8" 2 ply 40' w/an extra eye at 30' WLL Basket 38,400 lbs, Vertical 19,200 lbs

\$578.85 ea Non Member or **\$488.25 ea Member**

### Other Sizes Available

**#9-2P6/40i30** – 6 inch 2 ply 40 foot w/an extra eye at 30' WLL Basket 32,600 lbs, Vertical 16,300 lbs

\$516.40 ea Non Member or **\$428.85 ea Member**

**#9-2P10/40i30** – 10 inch 2 ply 40 foot w/an extra eye at 30' WLL Basket 44,000 lbs, Vertical 22,000 lbs

\$724.45 ea Non Member or **\$599.50 ea Member**

**#9-2P12/40i30** – 12 inch 2 ply 40 foot w/an extra eye at 30' WLL Basket 53,800 lbs, Vertical 26,900 lbs

\$966.70 ea Non Member or **\$799.45 ea Member**

### 2 Ply 24" Wide Wide Body Recovery Straps

**#9w2-2412** – 24 inch 2 ply 12 foot WLL Basket Only 110,000 lbs

\$1521.30 ea Non Member or **\$1244.70 ea Member**

**#9w2-2420** – 24 inch 2 ply 20 foot WLL Basket Only 110,000 lbs

\$2128.50 ea Non Member or **\$1741.50 ea Member**

## Monster Recovery Strap Package

(2) **#9-2P8/40i30** - 8 inch 2 ply 40 foot Recovery Straps w/an extra eye at 30 foot

(4) **#9-10x48PADH** – 48 inch long Slide On Wear Pads with Handles

(2) **#9-10x120PADH** – 120 inch long Slide On Wear Pads with Handles

(4) **#9-w5** – 5 inch Alloy Shackles with Bolt & Nut



Purchased Separately \$2310.90 Non Member **\$1972.60 Member**

**Special Price Special \$2155.90 Non Member or \$1911.30 Member**

### Add an Extra Eye to Any Recovery Strap

Part #	Description	Non Member	Member
#9-6/eye	6 inch extra eye	\$47.88 ea	<b>\$36.55 ea</b>
#9-8/eye	8 inch extra eye	\$51.80 ea	<b>\$39.65 ea</b>
#9-10/eye	10 inch extra eye	\$64.62 ea	<b>\$55.68 ea</b>
#9-12/eye	12 inch extra eye	\$68.88 ea	<b>\$60.35 ea</b>

**Note: The extra eye only allows a one directional pull & has reduced WLL**

## Recovery Straps – Standard 2 Ply

### Recovery Straps 6 inch wide 2 ply – WLL Basket 32,600 lbs, Vertical 16,300 lbs

Part #	Description	Non Member	Member	Weight
#9-2P6/12	2 ply 6 inch x 12 foot	\$150.58 ea	\$127.76 ea	14 lbs
#9-2P6/14	2 ply 6 inch x 14 foot	\$168.93 ea	\$143.33 ea	15 lbs
#9-2P6/16	2 ply 6 inch x 16 foot	\$187.29 ea	\$158.91 ea	16 lbs
#9-2P6/20	2 ply 6 inch x 20 foot	\$224.09 ea	\$190.13 ea	23 lbs
#9-2P6/26	2 ply 6 inch x 26 foot	\$279.23 ea	\$236.92 ea	26 lbs
#9-2P6/30	2 ply 6 inch x 30 foot	\$339.31 ea	\$287.90 ea	33 lbs
#9-2P6/36	2 ply 6 inch x 36 foot	\$396.25 ea	\$326.90 ea	43 lbs
#9-2P6/40	2 ply 6 inch x 40 foot	\$465.95 ea	\$392.10 ea	45 lbs

Slide on Wear Pads for 6" Straps 48" Long **#9-8x48Pad** \$65.75 ea Non Member or **\$52.50 ea Member** 5 lbs

### Recovery Straps 8 inch wide 2 ply – WLL Basket 38,400 lbs, Vertical 19,200 lbs

Part #	Description	Non Member	Member	Weight
#9-2P8/16	2 ply 8 inch x 16 foot	\$295.80 ea	\$250.98 ea	15 lbs
#9-2P8/20	2 ply 8 inch x 20 foot	\$344.83 ea	\$292.59 ea	17 lbs
#9-2P8/26	2 ply 8 inch x 26 foot	\$418.32 ea	\$354.94 ea	28 lbs
#9-2P8/30	2 ply 8 inch x 30 foot	\$467.36 ea	\$396.55 ea	31 lbs
#9-2P8/36	2 ply 8 inch x 36 foot	\$561.35 ea	\$471.60 ea	40 lbs
#9-2P8/40	2 ply 8 inch x 40 foot	\$622.75 ea	\$550.15 ea	61 lbs

Slide on Wear Pads for 8" Straps 48" Long **#9-10x48Pad** \$68.90 ea Non Member or **\$54.75 ea Member** 7 lbs

Slide on Wear Pads for 8" Straps 120" Long **#9-10x120Pad** \$164.75 ea Non Member or **\$139.65 ea Member** 17 lbs

### Recovery Straps 10 inch wide 2 ply – WLL Basket 44,000 lbs, Vertical 22,000 lbs

Part #	Description	Non Member	Member	Weight
#9-2P10/14	2 ply 10 inch x 14 foot	\$296.74 ea	\$251.78 ea	22 lbs
#9-2P10/16	2 ply 10 inch x 16 foot	\$331.75 ea	\$281.48 ea	24 lbs
#9-2P10/26	2 ply 10 inch x 26 foot	\$506.80 ea	\$430.01 ea	38 lbs
#9-2P10/30	2 ply 10 inch x 30 foot	\$576.81 ea	\$489.41 ea	42 lbs
#9-2P10/40	2 ply 10 inch x 40 foot	\$688.70 ea	\$567.30 ea	50 lbs

Slide on Wear Pads for 10" Straps 48" Long **#9-12x48Pad** \$73.88 ea Non Member or **\$58.40 ea Member** 10 lbs

### Recovery Straps 12 inch wide 2 ply – WLL Basket 53,800 lbs, Vertical 26,900 lbs

Part #	Description	Non Member	Member	Weight
#9-2P12/12	2 ply 12 inch x 12 foot	\$325.63 ea	\$276.29 ea	22 lbs
#9-2P12/14	2 ply 12 inch x 14 foot	\$367.60 ea	\$311.91 ea	25 lbs
#9-2P12/16	2 ply 12 inch x 16 foot	\$409.58 ea	\$347.52 ea	27 lbs
#9-2P12/20	2 ply 12 inch x 20 foot	\$493.61 ea	\$418.82 ea	33 lbs
#9-2P12/26	2 ply 12 inch x 26 foot	\$590.52 ea	\$525.76 ea	42 lbs
#9-2P12/30	2 ply 12 inch x 30 foot	\$703.68 ea	\$597.06 ea	47 lbs

Slide on Wear Pads for 12" Straps 48" Long **#9-14x48Pad** \$79.88 ea Non Member or **\$63.65 ea Member** 14 lbs

Wear Pad for 12" Strap 24" w/Velcro Opening **#9-12-PAD** \$54.80 ea Non Member or **\$45.60 ea Member** 5 lbs

## Yoke Super High Quality Alloy Steel Screw Pin Shackles

### 8-807 / Forged Alloy Anchor shackle

#8-807-19 3/4" WLL 7 ton, (carbon steel is rated at 4.75 ton)

\$24.63 ea Non Member **\$19.68 ea Member**

#8-807-22 7/8" WLL 9.5 ton (carbon steel is rated at 6.5 ton)

\$28.08 ea Non Member **\$22.67 ea Member**



-Shackles are Type Approved by DNV & ABS. -Shackles are forged alloy steel with alloy pin.

-Size & Working Load Limit permanently shown on each shackle. -All shackles with Batch Code which links to Test Certificate and quality traceability. -100% magnaflux crack detection during manufacturing.

-20,000 cycle fatigue rated to 1.5 times Working Load Limit. ★ Minimum Ultimate Load is 5 times the Working Load Limit.

Maximum Proof Load is 2 times the Working Load Limit. -YOKE 8-807 Screw Pin Anchor Shackles meet the performance requirements of Federal Specification RR-C-271D, Type 4A, Grade B, Class 2

## Peerless 25 ton Alloy Steel Screw Pin Anchor Shackle Made in Italy

This Peerless 1.5 inch alloy steel shackle fits in container eyes the same as a 17 ton carbon steel shackle will but because it is made of higher quality steel it is much stronger.

Dim A 5.750"

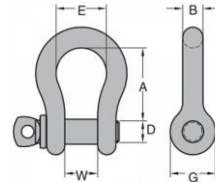
Pin Diameter (D) 1-5/8"

Dim B 1.420" Dim E 3.370"

Dim G 3.750" Dim W 2.380"

Working Load Limit: 25 tons

#9999-25 \$136.25 Non Member **\$105.00 Member** weight 17 lbs



## Import New Style Alloy Web Shackles with Heavy Duty Bolt & Nut



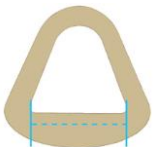
Part #	Description	WLL	Non Member	Member	Weight
#9-w4	4 inch Shackle	7.25 tons	\$38.84 ea	<b>\$32.96 ea</b>	4 lbs
#9-w5	5 inch Shackle	9.5 tons	\$50.90 ea	<b>\$43.19 ea</b>	7 lbs
#9-w6	6 inch Shackle	11.25 tons	\$71.81 ea	<b>\$60.93 ea</b>	10 lbs

## Import Web Shackles with Grade 100 Cradle Grab Hook



Part #	Description	WLL	Non Member	Member	Weight
#9-w5g1012	5" Shackle - 1/2" Cradle Grab Hook	15,000 lbs	\$145.50 ea	<b>\$123.45 ea</b>	15 lbs
#9-w6g1012	6" Shackle - 1/2" Cradle Grab Hook	15,000 lbs	\$175.81 ea	<b>\$155.03 ea</b>	19 lbs
#9-w6g1058	6" Shackle - 5/8" Cradle Grab Hook	18,000 lbs	\$223.25 ea	<b>\$175.89 ea</b>	21 lbs

## Steel Triangles



Part #	Description	WLL	Non Member	Member	Weight
#9-st6	6 inch Steel Triangle	16,800 lbs	\$114.63 ea	<b>\$97.26 ea</b>	6 lbs
#9-st8	8 inch Steel Triangle	22,400 lbs	\$168.33 ea	<b>\$142.83 ea</b>	12 lbs
#9-st12	12 inch Steel Triangle	32,400 lbs	\$328.43 ea	<b>\$278.67 ea</b>	19 lbs



## Grade 100 Web Sling Hook

Part #	Description	WLL	Non Member	Member	Weight
G10-181-1	1 ton Web Sling Hook	2200 lbs	\$43.68 ea	<b>\$39.95 ea</b>	2 lbs
G10-181-2	2 ton Web Sling Hook	4400 lbs	\$73.08 ea	<b>\$62.01 ea</b>	4 lbs
G10-181-3	3 ton Web Sling Hook	6600 lbs	\$120.24 ea	<b>\$102.02 ea</b>	6 lbs

## Recovery Straps – 1 Ply



### **Recovery Straps 6 inch 1 ply WLL Basket 19,200 lbs Vertical 9,600 lbs**

Part #	Description	Non Member	Member	Weight
#9-6/12	1 ply 6 inch x 12 foot	\$91.43 ea	\$77.57 ea	6 lbs
#9-6/16	1 ply 6 inch x 16 foot	\$101.46 ea	\$86.09 ea	8 lbs
#9-6/20	1 ply 6 inch x 20 foot	\$118.04 ea	\$100.14 ea	11 lbs
#9-6/26	1 ply 6 inch x 26 foot	\$143.01 ea	\$121.34 ea	12 lbs
#9-6/30	1 ply 6 inch x 30 foot	\$159.67 ea	\$135.48 ea	14 lbs

### **Recovery Straps 8 inch 1 ply WLL Basket 25,600 lbs Vertical 12,800 lbs**

Part #	Description	Non Member	Member	Weight
#9-8/12	1 ply 8 inch x 12 foot	\$129.67 ea	\$110.03 ea	10 lbs
#9-8/20	1 ply 8 inch x 20 foot	\$174.62 ea	\$148.16 ea	12 lbs
#9-8/26	1 ply 8 inch x 26 foot	\$214.57 ea	\$182.06 ea	16 lbs
#9-8/36	1 ply 8 inch x 36 foot	\$239.90 ea	\$212.65 ea	22 lbs
#9-8/40	1 ply 8 inch x 40 foot	\$269.25 ea	\$229.20 ea	28 lbs

### **Recovery Straps 12 inch 1 ply WLL Basket 28,400 lbs Vertical 19,200 lbs**

Part #	Description	Non Member	Member	Weight
#9-12/16	1 ply 12 inch x 16 foot	\$195.44 ea	\$165.83 ea	18 lbs
#9-12/20	1 ply 12 inch x 20 foot	\$229.00 ea	\$194.31 ea	20 lbs
#9-12/26	1 ply 12 inch x 26 foot	\$278.55 ea	\$236.35 ea	26 lbs
#9-12/30	1 ply 12 inch x 30 foot	\$311.77 ea	\$264.53 ea	28 lbs

Never Exceed the  
Working Load  
Limit on Any  
Rigging Product

## **Crosby Shackles**



Part #	Description	WLL	Non Member	Member	Weight
#11-17TCrosby	1 ½" Shackle	17 ton	\$156.75 ea	\$130.50 ea	18 lbs
#11-12TCrosby	1 ¼" Shackle	12 ton	\$112.50 ea	\$93.50 ea	10 lbs
#11-85TCrosby	1" Shackle	8.5 ton	\$84.50 ea	\$71.50 ea	5 lbs



## **Yoke Twist Lock Shackles**

Part #	Description	WLL	Non Member	Member	Weight
#11-tls34	¾" Twist Lock Shackle	7 tons	\$53.54 ea	\$45.73 ea	3 lbs
#11-tls1	1" Twist Lock Shackle	12.5 tons	\$74.70 ea	\$63.38 ea	6 lbs

## **Alloy Screw Pin Anchor Shackles - Import**



Part #	Description	WLL	Non Member	Member	Weight
#11-AS58	5/8" Alloy Screen Pin Anchor Shackle	5 tons	\$13.94 ea	\$11.83 ea	2 lbs
#11-AS34	3/4" Alloy Screen Pin Anchor Shackle	7 tons	\$17.94 ea	\$15.22 ea	3 lbs
#11-AS78	7/8" Alloy Screen Pin Anchor Shackle	9.5 tons	\$20.39 ea	\$17.30 ea	4 lbs
#11-AS1	1" Alloy Screen Pin Anchor Shackle	12.5 tons	\$29.94 ea	\$25.28 ea	6 lbs
#11-AS125	1 1/4" Alloy Screen Pin Anchor Shackle	18 tons	\$54.47 ea	\$46.21 ea	11 lbs
#11-AS150	1 1/2" Alloy Screen Pin Anchor Shackle	30 tons	\$97.63 ea	\$82.84 ea	17 lbs

## **Carbon Screw Pin Shackles - Import**



Part #	Description	WLL	Non Member	Member	Weight
#11-38spas	3/8"	1 ton	\$4.50 ea	\$3.82 ea	1 lb
#11-12spas	½"	2 tons	\$6.04 ea	\$5.12 ea	1 lb
#11-58spas	5/8"	3.25 tons	\$10.63 ea	\$9.02 ea	2 lbs
#11-34spas	¾"	4.75 tons	\$14.87 ea	\$12.61 ea	3 lbs
#11-78spas	7/8"	6.5 tons	\$17.24 ea	\$14.63 ea	4 lbs
#11-1spas	1"	8.5 tons	\$19.64 ea	\$16.76 ea	6 lbs
#11-118spas	1 1/8"	9.5 tons	\$26.25 ea	\$22.27 ea	8 lbs
#11-125spas	1 ¼"	12 tons	\$37.04 ea	\$31.43 ea	10 lbs
#11-138spas	1 3/8"	13.5 tons	\$57.44 ea	\$48.73 ea	13 lbs
#11-150spas	1 ½"	17 tons	\$67.38 ea	\$57.18 ea	18 lbs
#11-2spas	2"	35 tons	\$196.23 ea	\$166.98ea	48 lbs



## All of these “OSHA Approved” Shackles have 50% “side load” Rating Capacity



**#g10-125-125** Oblong Ring – 1 1/4” diameter WLL 48,400 lbs 8 lbs

\$96.79 ea Non Member **\$82.12 ea Member**

**#11-17tcrosby** 1 1/2” Crosby Carbon Steel Shackle – WLL 17 tons 18 lbs

\$144.13 ea Non Member **\$117.95 ea Member**

**#9999-25**– 1 1/2” 25 ton Peerless Alloy Steel Screw Pin Anchor Shackle  
wll 25 ton 17 lbs

\$136.25 ea Non Member **\$105.00 ea Member**



Note: You give up significant leverage when attaching to the corners of a container. Always consider hooking to the chassis frame or other secure point for a better attachment.

## Shackle Package

### Shackle Package contains:

- (2) **#11-1spas** – 1” Carbon Screw Pin Shackle WLL 8.5 ton
  - (6) **#11-125spas** – 1 1/4” Carbon Screw Pin Shackle WLL 12 ton
  - (2) **#11-150spas** – 1 1/2” Carbon Screw Pin Shackle WLL 17 ton
  - (2) **#g10-125-125** – 1 1/4” Grade 100 Oblong Master Link WLL 48,400 lbs
- \$609.68 Non Member **\$520.33 Member**



Oblong Master Ring



Carbon Screw Pin

## Axle V Strap V Bridle – WLL 4700 lbs @ 60 degrees



Part #	Description	Non Member	Member	Weight
#N711-VAS4	4’ Legs	\$74.70 ea	<b>\$63.38 ea</b>	6 lbs
#N711-VAS6	6’ Legs	\$83.52 ea	<b>\$70.87 ea</b>	6 lbs
#N711-VAS8	8’ Legs	\$92.20 ea	<b>\$78.23 ea</b>	7 lbs

Part #	Description	Non Member	Member	Weight
#LP11-VAS4	4’ Legs	\$76.73 ea	<b>\$65.10 ea</b>	6 lbs
#LP11-VAS6	6’ Legs	\$85.65 ea	<b>\$72.67 ea</b>	7 lbs
#LP11-VAS8	8’ Legs	\$94.23 ea	<b>\$79.95 ea</b>	8 lbs

## Grade 70 V Straps

Working Load Limit 5400 lbs at 60 degrees

### V Strap with G70 Cluster – R, T & J Hooks

Part #	Description	Non Member	Member	Weight
#N711-8CMRT	24" Legs	\$83.95 ea	<b>\$71.23 ea</b>	8 lbs
#N711-8CMRT30	30" Legs	\$82.43 ea	<b>\$74.19 ea</b>	9 lbs

### V Strap with G70 Cluster – Mini J, T & R Hooks

Part #	Description	Non Member	Member	Weight
#N711-8CLU	24" Legs	\$71.38 ea	<b>\$60.56 ea</b>	9 lbs
#N711-8CLU30	30" Legs	\$74.78 ea	<b>\$63.45 ea</b>	9 lbs
#N711-8CLU36	36" Legs	\$82.85 ea	<b>\$70.29 ea</b>	9 lbs
#N711-8CLU72	72" Legs	\$100.27 ea	<b>\$85.08 ea</b>	11 lbs

### V Strap with G70- Mini J Hooks

Part #	Description	Non Member	Member	Weight
#N711-8CMJ	24" Legs	\$58.72 ea	<b>\$49.83 ea</b>	7 lbs
#N711-8CMJ 30	30" Legs	\$62.21 ea	<b>\$52.78 ea</b>	7 lbs

### V Strap with G70- Mini Datsun Hooks

Part #	Description	Non Member	Member	Weight
#N711-8CMD	24" Legs	\$58.72 ea	\$49.83 ea	9 lbs
#N711-8CMD30	30" Legs	\$62.21 ea	\$52.78 ea	9 lbs

### Adjustable V Strap with Hook Cluster Chain Leg Ends

Part #	Description	Non Member	Member	Weight
#N711-AV-WP	47" Legs	\$93.56 ea	<b>\$79.38 ea</b>	11 lbs
#N711-AV-CP	40" Legs	\$93.98 ea	<b>\$79.74 ea</b>	12 lbs

### Low Profile V Strap for Exotic Vehicles

**#LP11-EC44** This strap was specifically designed for Tesla and most high end luxury automobiles where the tie-rod end is very close to the lower control arm. This "soft touch" V Strap allows you to load most cars without using a tow eye! WLL 5400 lbs @ 60 degrees 2' strap with 4'5" Reach.

\$82.85 ea Non Member or **\$70.29 ea Member**

This is a better way to reduce leverage on the "tow eye" & keeps hook away from the car. The old way was using a purple loading strap. Wes says stay away from these pull pins.

*"I really feel like LOW PROFILE EXOTIC STRAP is the best choice" - Wes*

## Low Profile V Bridles



**#LP11-8LU** 5/16" V Chain with R, T & Mini J Hooks 3' Legs WLL 5400 @60 degrees 16 lbs  
\$77.66 ea Non member or **\$65.57 ea Member**



LP11-8

LP11-8H

**#LP11-8** 5/16" V Chain with 15" Large J Hooks 2' Legs WLL 5400 lbs @ 60 degrees 16 lbs  
\$77.83 ea Non Member or **\$66.04 ea Member**

**#LP11-8H** Add Hammerhead hooks to above WLL 5400 lbs @ 60 degrees 16 lbs  
\$88.46 ea Non Member or **\$75.05 ea Member**



LP11-8T

**#LP11-8T** 5/16" V Chain with 8" J Hooks 2' Legs 5400 lbs @ 60 degrees 16 lbs \$85.40 ea  
Non Member or **\$72.46 ea Member**



LP11-8D

LP11-8DH

**#LP11-8D** 5/16" V Chain with 8" J Hooks 2' Legs WLL 5400 lbs @ 60 degrees  
16 lbs \$73.16 ea Non Member or **\$62.08 ea Member**

**#LP11-8DH** Add hammerhead to above  
\$80.12 ea Non Member or **\$67.98 ea Member**



LP11-8CLU

LP11-8CLU30

**#LP11-8CLU** 5/16" V Strap with R, T & Mini J Hooks 24" Legs WLL 5400 lbs @  
60 degrees 10 lbs \$73.49 ea Non Member or **\$66.69 ea Member**

**#LP11-8CLU30** 5/16" V Strap with R, T & Mini J Hooks 30" Legs WLL 5400 lbs  
@ 60 degrees 10 lbs \$84.63 ea Non Member or **\$71.81 ea Member**



LP11-8C

LP11-8FCH30

**#LP11-8C** 5/16" V Strap with 8" j Hooks 24" Legs WLL 5400 lbs @ 60 degrees  
11 lbs \$79.88 ea Non Member or **\$67.77 ea Member**

**#LP11-8C30** 5/16" V Strap with 8" j Hooks 30" Legs WLL 5400 lbs @ 60 degrees  
11 lbs \$83.36 ea Non Member or **\$70.73 ea Member**

**#LP11-8FCH30** Add Hammerhead to above 5400 lbs @ 60 degrees 11 lbs  
\$94.07 ea Non Member or **\$97.81 ea Member**



LP11-8FCT30

**#LP11-8FCT30** 5/16" V Strao with 8" J Hooks & T Hooks 30" Legs WLL 5400 lbs @  
60 degrees 13 lbs \$90.75 ea Non Member or **\$77.36 ea Member**

## CHAIN: Grade 70 – 80 – 100

Grade 70 V Chains Working Load Limit 5400 lbs @ 45 degrees

### 5/16" V Chain with R, T & Mini J Hooks

Part #	Description	Non Member	Member	Weight
#N711-8LU	3' Legs	\$78.50 ea	\$68.50 ea	14 lbs
#N711-8LU2	2' Legs	\$70.88 ea	\$60.35 ea	12 lbs
#N711-8LU6	6' Legs	\$107.41 ea	\$91.14 ea	19 lbs



**#N711-8RH** 5/16" V Chain with R & Hammerhead T-J Combo Hooks 3' Legs 13 lbs  
\$78.34 ea Non Member or **\$66.47 ea Member**



**#N711-8MJ** 5/16" V Chain with Mini J Hooks 2' Legs 8 lbs  
\$49.29 ea Non Member or **\$41.82 ea Member**



**#N711-8MJT** 5/16" V Chain with Mini J & T Hooks 3' Legs 13 lbs  
\$73.59 ea Non Member or **\$62.44 ea Member**



**#N711-8** 5/16" V Chain with 15" Large J Hooks 2' Legs 14 lbs  
\$75.88 ea Non Member or **\$64.39 ea Member**



**#N711-8-3** 5/16" V Chain with 15" Large J Hooks 3' Legs 17 lbs  
\$84.30 ea Non Member or **\$71.53 ea Member**

**#N711-8H** 5/16" V Chain with 15" Large J & Hammerhead Hooks 2' Legs 17 lbs  
\$84.03 ea Non Member or **\$71.30 ea Member**



**#N711-8M2** 5/16" V Chain with 15" Large J & Datsun Mini J Hooks 2' Legs 16 lbs  
\$85.65ea Non Member or **\$72.67 ea Member**



**#N711-8D** 5/16" V Chain with 8" J Hooks 2' Legs 16 lbs  
\$71.38 ea Non Member or **\$60.56 ea Member**



**#N711-8DJ** 5/16" V Chain with 8" J, grab hooks & Mini J Hooks 2' Legs 15 lbs  
\$78.09 ea Non Member or **\$66.26 ea Member**

**#N711-8DJ3** 5/16" V Chain with 8" J, grab hooks, & Mini J Hooks 3' Legs 16 lbs  
\$86.08 ea Non Member or **\$73.04 ea Member**



## Grade 70 V Chains

Working Load Limit 5400 lbs @ 45 degress



**#N711-8DH** 5/16" V Chain with 8" J & Hammerhead T-J Hooks 2' Legs 14 lbs

\$78.26 ea Non Member or **\$66.40 ea Member**



**#N711-8DT** 5/16" V Chain with 8" J & T Hooks 2' Legs 14 lbs

\$77.83 ea Non Member or **\$66.04 ea Member**

**#N711-8DT3** 5/16" V Chain with 8" J & T Hooks 3' Legs 16 lbs

\$86.08 ea Non Member or **\$73.04 ea Member**

## 5/16" Grade 70 Chain & Hook Assemblies

Working Load Limit 4700 lbs

15" J Hook, Grab & R, T & Mini J Hooks



Part #	Description	Non Member	Member	Weight
#N711-6Lug6	6' Chain	\$111.33 pr	<b>\$94.46 pr</b>	26 lbs
#N711-6Lug8	8' Chain	\$126.19 pr	<b>\$107.07 pr</b>	29 lbs
#N711-6Lug10	10' Chain	\$142.41 pr	<b>\$120.83 pr</b>	32 lbs

15" J Hook & Mini J & Grab Hooks



Part #	Description	Non Member	Member	Weight
#N711-6AJ6	6' Chain	\$101.38 pr	\$86.02 pr	26 lbs
#N711-6BJ	8' Chain	\$115.14 pr	\$97.69 pr	26 lbs
#N711-6J	10' Chain	\$125.70 pr	\$100.65 pr	32 lbs

15" J, Grab & Hammerhead T-J Hooks



Part #	Description	Non Member	Member	Weight
#N711-6BH	8' Chain	\$115.40pr	\$97.92 pr	26 lbs
#N711-6H	10' Chain	\$118.29 pr	\$100.37 pr	30 lbs

15" J, Mini J & Grab Hooks



**#N711-6M10** 10' Chain 29 lbs \$124.31 pr Non Member or **\$105.48 pr Member**

15" J & Grab Hook



**#N711-1** 8' Chain 25 lbs \$112.60 pr Non Member or **\$95.54 pr Member**

## 5/16" Grade 70 Chain & Hook Assemblies

**Working Load Limit 4700 lbs**



### **Grab Hook & Cluster Combo**

Part #	Description	Non Member	Member	Weight
#N711-GCL4	4' Chain	\$72.24 pr	\$60.56 pr	15 lbs
#N711-GCL6	6' Chain	\$87.56 pr	\$73.40 pr	18 lbs
#N711-GCL8	8' Chain	\$102.25 pr	\$85.72 pr	22 lbs
#N711-GCL10	10' Chain	\$110.95 pr	\$93.02 pr	27 lbs



### **Mini J & T Hook Combo**

#N711-MT1 6' Chain 15 lbs \$70.69 pr Non Member or **\$59.26 pr Member**



### **Grab & Grab with T Hooks**

#N711-5V6 6' Chain 8 lbs \$38.44 ea Non Member or **\$32.23 ea Member**

#N711-5V10 10' Chain 12 lbs \$56.76 ea Non Member or **\$74.59 ea Member**



### **Hammerhead Hooks**

#N711-RH10G 10' Chain 24 lbs \$105.61 pr Non Member or **\$88.54 ea Member**

#N711-RH12G 12' Chain 28 lbs \$123.16 pr Non Member or **\$103.25 pr**



### **Hammerhead Hooks 1 End Only**

#N711-HG8 8' Chain 9 lbs \$40.25 ea Non Member or **\$33.74 ea Member**



### **Mini J & Grab Hook on 1 End Only**

#N711-GJ8 8' Chain 19 lbs \$79.89 pr Non Member or **\$66.98 pr Member**



### **Grab & T Hook on 1 End Only**

N711-TG8 8' Chain 19 lbs \$41.28 ea Non Member or **\$34.61 ea Member**



### **Cluster Combo with Pear Ring**

Part #	Description	Non Member	Member	Weight
#N711-CLP2	2' Chain	\$37.60 ea	<b>\$27.33 ea</b>	8 lbs
#N711-CLP5	5' Chain	\$44.37 ea	<b>\$37.20 ea</b>	11 lbs

## 5/16" Grade 70 Chain & Hook Assemblies

### Working Load Limit 4700 lbs



#### Heavy Duty Sling & Grab Hook

#N711-3213 12' Chain 13 lbs \$56.68 ea Non Member or **\$47.52 ea Member**



#### Safety Chains Heavy Duty Sling Hook 1 End Only

Part #	Description	Non Member	Member	Weight
#N711-11ALH	10' Chain	\$97.36 pr	<b>\$81.62 pr</b>	22 lbs
#N711-3212	12' Chain	\$52.37 ea	<b>\$43.90 ea</b>	13 lbs



#### Twist Lock Grab Hook on 1 End Only – 5/16" 4700 WLL

Part #	Description	Non Member	Member	Weight
#G7-51610ST	10' Chain	\$48.93 ea	<b>\$41.02 ea</b>	10 lbs
#G7-51615ST	15' Chain	\$60.12 ea	<b>\$50.40 ea</b>	15 lbs



#### Twist Lock Grab Hook on 1 End Only – 3/8" 6,600 WLL

Part #	Description	Non Member	Member	Weight
#G7-3810ST	10' Chain	\$57.97 ea	<b>\$48.59 ea</b>	16 lbs
#G7-3815ST	15' Chain	\$77.05 ea	<b>\$64.60 ea</b>	21 lbs
#G7-3820ST	20' Chain	\$97.28 ea	<b>\$81.55 ea</b>	26 lbs

### Grade 70 Chain Assemblies with Twist Lock Grab Hooks on Both Ends



Part #	Description	Non Member	Member	Weight	WLL
#g7-51610TL	10' Chain	\$62.52 ea	<b>\$52.42 ea</b>	12 lbs	4700 lbs
#g7-51615TL	15' Chain	\$75.45 ea	<b>\$64.02 ea</b>	16 lbs	4700 lbs
#g7-51620TL	20' Chain	\$91.52 ea	<b>\$75.71 ea</b>	21 lbs	4700 lbs
#g7-3810TL	10' Chain	\$76.20 ea	<b>\$63.88 ea</b>	16 lbs	6600 lbs
#g7-3815TL	15' Chain	\$95.21 ea	<b>\$79.81 ea</b>	23 lbs	6600 lbs
#g7-3820TL	20' Chain	\$114.29 ea	<b>\$95.82 ea</b>	29 lbs	6600 lbs
#g7-1210TL	10' Chain	\$123.50 ea	<b>\$103.53 ea</b>	29 lbs	11,300 lbs
#g7-1215TL	15' Chain	\$160.22 ea	<b>\$134.32 ea</b>	39 lbs	11,300 lbs
#g7-1220TL	20' Chain	\$196.86 ea	<b>\$165.03 ea</b>	50 lbs	11,300 lbs

### Twist Lock Slip Hooks

Strongest latch ever designed for use on a slip hook. Latch is constructed of heavy gauge steel & designed to withstand adverse conditions. Latch conveniently swivels 360 degrees. Helps prevent accident hooking or catching onto other objects.



Part #	Description	Non Member	Member	Weight	WLL
#g7-205-516	5/16"	\$15.65 ea	<b>\$13.12 ea</b>	2 lbs	4700 lbs
#g7-205-38	3/8"	\$17.65 ea	<b>\$14.78 ea</b>	2 lbs	6600 lbs
#g7-205-12	1/2"	\$24.08 ea	<b>\$20.19 ea</b>	4 lbs	11,300 lbs

### Grade 80 Twist Lock Grab Hooks



Part #	Description	Non Member	Member	Weight	WLL
#g8-200-14	1/4"	\$13.41 ea	<b>\$11.24 ea</b>	1 lbs	3500 lbs
#g8-200-516	5/16"	\$15.65 ea	<b>\$13.12 ea</b>	1 lb	4500 lbs
#g8-200-38	3/8"	\$17.64 ea	<b>\$14.78 ea</b>	2 lbs	7100 lbs
#g8-200-12	1/2"	\$23.73 ea	<b>\$19.89 ea</b>	3 lbs	12,000 lbs
#g8-200-58	5/8"	\$36.21 ea	<b>\$30.35 ea</b>	5 lbs	18,100 lbs

## 5/16" Grade 70 Chain & Hook Assemblies

### Grade 70 Binder Chain with Grab Hooks on each end

5/16" Grade 70 Chain – WLL 4700 lbs

Part #	Description	Non Member	Member	Weight
#11A-516G710	10' Chain	\$37.84 ea	\$31.72 ea	11 lbs
#11A-516G715	15' Chain	\$49.88 ea	\$41.82 ea	15 lbs
#11A-516G720	20' Chain	\$61.57 ea	\$51.62 ea	21 lbs

3/8" Grade 70 Chain – WLL 6600 lbs

Part #	Description	Non Member	Member	Weight
#11A-38G710	10' Chain	\$46.09 ea	\$38.64 ea	16 lbs
#11A-38G715	15' Chain	\$65.20 ea	\$54.66 ea	24 lbs
#11A-38G720	20' Chain	\$84.12 ea	\$70.52 ea	31 lbs

1/2" Grade 70 Chain – WLL 11,300 lbs

Part #	Description	Non Member	Member	Weight
#11A-12G710	10' Chain	\$81.10 ea	\$68.11 ea	27 lbs
#11A-12G715	15' Chain	\$113.31 ea	\$94.99 ea	40 lbs
#11A-12G720	20' Chain	\$146.13 ea	\$122.50 ea	50 lbs



### Grade 70 Chain by the Foot

Part #	Description	Non member	Member	Weight	WLL
#11-14G7	1/4"	\$3.50/ft	\$2.31/ft	0.77 lbs	3150 lbs
#11-516G7	5/16"	\$4.15/ft	\$2.99/ft	1.02 lb	4750 lbs
#11-38G7	3/8"	\$5.19/ft	\$3.86/ft	1.10 lb	6600 lbs
#11-12G7	1/2"	\$7.14/ft	\$6.06/ft	2.62 lbs	11,300 lbs



### Clevis Style Grab Hook

Part #	Description	Non Member	Member	WLL	Weight
#11-14g7H	1/4"	\$4.21 ea	\$3.53 ea	4700 lbs	2 lbs
#11-516g7H	5/16"	\$5.59 ea	\$4.69 ea	6600 lbs	2 lbs
#11-38g7H	3/8"	\$6.88 ea	\$5.77 ea	11,300 lbs	3 lbs
#11-12g7H	1/2"	\$13.16 ea	\$11.03 ea	15,800 lbs	5 lbs



### Clevis Slip Hook with Latch

Part #	Description	Non Member	Member	WLL	Weight
#11-516g7shl	5/16"	\$8.25ea	\$6.92ea	4700 lbs	2 lbs
#11-38g7shl	3/8"	\$9.55 ea	\$8.01ea	6600 lbs	2 lbs
#11-12g7shl	1/2"	\$15.13 ea	\$12.68 ea	11,300 lbs	3 lbs



### Weldable Hook













Part #	Description	Non Member	Member	WLL	Weight
#11-516wgh	5/16"	\$5.16 ea	\$4.33 ea	4700 lbs	0.55 lb
#11-38wgh	3/8"	\$5.85 ea	\$4.90 ea	6600 lbs	0.85 lb
#11-12wgh	1/2"	\$10.84 ea	\$9.09 ea	11,300 lbs	1.75 lbs
#11-58wgh	5/8"	\$17.28 ea	\$14.49 ea	15,800 lbs	2.46 lbs

















## 5/16" Grade 70 Chain & Hook Assemblies

Working Load Limit 4700 lbs

 <p><b>#11-7CL</b> R,T &amp; Mini J Hook Cluster on Oblong 3 lbs \$19.65 ea Non Member or <b>\$15.65 ea Member</b></p>	 <p><b>#11-7CL-G</b> Grab, R,T &amp; Mini J Hook Cluster 4 lbs \$22.85 ea Non Member or <b>\$18.80 ea Member</b></p>
 <p><b>#11-7CL-P</b> R,T &amp; J Hook Cluster on Pear Link 3 lbs \$28.04 ea Non Member or <b>\$23.51 ea Member</b></p>	 <p><b>#11-7MRT</b> R,T &amp; Compact J Hook Cluster on Oblong 3 lbs \$22.10 ea Non Member or <b>\$18.60 ea Member</b></p>
 <p><b>#11-7GMT</b> Grab, T &amp; Mini J Hook Cluster on Oblong 3 lbs \$19.65 ea Non Member or <b>\$15.72 ea Member</b></p>	 <p><b>#BAP-DGRT</b> Grab, R, T &amp; Compact Mini J Hook Cluster on Oblong 3 lbs \$21.29 ea Non Member or <b>\$17.85 ea Member</b></p>
 <p><b>#11-7JTO</b> T &amp; Mini J Hook Cluster on Oblong 2 lbs \$18.85 ea Non Member or <b>\$14.65 ea Member</b></p>	 <p><b>#11-7GH</b> Grab &amp; Hammerhead T-J Hooks on Oblong 3 lbs \$24.33 ea Non Member or <b>\$20.40 ea Member</b></p>
 <p><b>#N711-8E</b> Pear Link with 2 Grab Hooks 3 lbs \$18.75 ea Non Member or <b>\$15.72 ea Member</b></p>	 <p><b>#11-7RH</b> R &amp; Hammerhead T-J Hooks on Oblong 3 lbs \$24.16 ea Non Member or <b>\$20.26 ea Member</b></p>
 <p><b>#11-7HO</b> Hammerhead T-J Hooks on Oblong 3 lbs \$16.52 ea Non Member or <b>\$13.85 ea Member</b></p>	 <p><b>#BAP-DGT</b> Grab, T &amp; Compact Mini J Hook Cluster on Oblong 3 lbs \$14.88 ea Non Member or <b>\$12.47 ea Member</b></p>

## 5/16" Grade 70 Chain & Hook Assemblies

Working Load Limit 4700 lbs

 <p><b>#BAP-GR</b> Grab &amp; R Hooks on Link 3 lbs \$10.90 ea Non Member or <b>\$9.75 ea Member</b></p>	 <p><b>#BAP-GJRT</b> Grab, J, R &amp; T Hook Cluster 3 lbs \$21.51 ea Non Member or <b>\$18.03 ea Member</b></p>
 <p><b>#11-398H</b> Heavy Duty Sling Hook 3 lbs \$10.32 ea Non Member or <b>\$8.65 ea Member</b></p>	 <p><b>#11-398H-L</b> Heavy Duty Sling Hook on Link 3 lbs \$16.43 ea Non Member or <b>\$13.78 ea Member</b></p>
 <p><b>#11-398H-LK</b> Replacment Latch Kit for #11-398H-L 3 lbs \$3.52 ea Non Member or <b>\$2.94 ea Member</b></p>	 <p><b>#11-7A</b> T Hook 3 lbs \$5.25 ea Non Member or <b>\$4.15 ea Member</b></p>
 <p><b>#11-7H</b> Hammerhead T-J Hook 3 lbs \$7.75 ea Non Member or <b>\$5.84 ea Member</b></p>	 <p><b>#11-7J</b> Mini J Hook 3 lbs \$8.85 ea Non Member or <b>\$4.85 ea Member</b></p>
 <p><b>#11-7MD</b> Compact J Hook 3 lbs \$8.65 ea Non Member or <b>\$4.90 ea Member</b></p>	 <p><b>#11-7R</b> R Hook 3 lbs \$5.68 ea Non Member or <b>\$4.76 ea Member</b></p>
 <p><b>#11-7D</b> T &amp; Grab Hook 3 lbs \$13.16 ea Non Member or <b>\$11.03 ea Member</b></p>	 <p><b>#11-7A-L</b> T Hook on Link 3 lbs \$9.45 ea Non Member or <b>\$6.85 ea Member</b></p>

## 5/16" Grade 70 Chain & Hook Assemblies

Working Load Limit 4700 lbs



**#11-7J-L** Mini J Hook with Link 3 lbs  
\$10.65 ea Non Member or **\$7.25 ea Member**



**#11-7H-L** T Hook on Link 3 lbs  
\$9.80 ea Non Member or **\$8.22 ea Member**



**#11-MD-L** Forged Mini J Datsun Hook with Link 3 lbs  
\$10.85 ea Non Member or **\$7.35 ea Member**



**#11-7R-L** Hammerhead T-J Combo Hook On Link 3 lbs  
\$9.25 ea Non Member or **\$7.21 ea Member**

J Hook with Eyelet



**#N711-10** Forged 8" J Hook with eye 3 lbs WLL 5400 lbs  
\$21.45 ea Non Member or **\$17.98 ea Member**

J Hook with Eyelet



**#N711-2** Forged 15" J Hook with eye 4 lbs WLL 5400 lbs  
\$25.90 ea Non Member or **\$18.38 ea Member**

J Hook with Extra Link



**#N711-10-L** Forged 8" J Hook with Link 3 lbs WLL 5400 lbs  
\$23.45 ea Non Member or **\$19.98 ea Member**

J Hook with Extra Link



**#N711-2-L** Forged 15" J Hook with link 4 lbs WLL 5400 lbs  
\$30.19 ea Non Member or **\$25.31 ea Member**

J Hook with Clevis Pin



**#N711-10-CL** Forged 8" J Hook with Clevis Pin 4 lbs WLL 5400 lbs  
\$23.23 ea Non Member or **\$19.47 ea Member**

J Hook with Clevis Pin



**#N711-2-CL** Forged 15" J Hook with Clevis Pin 4 lbs WLL 5400 lbs  
\$26.15 ea Non Member or **\$21.92 ea Member**

## Grade 80 Connectors



Part #	Description	Non Member	Member	WLL	Weight
#g8-103-516	5/16"	\$12.24 ea	<b>\$10.39 ea</b>	4500 lbs	1 lb
#g8-103-38	3/8"	\$13.51 ea	<b>\$11.33 ea</b>	7100 lbs	1 lb
#g8-103-12	1/2"	\$20.64 ea	<b>\$17.30 ea</b>	12,000 lbs	2 lbs
#g8-103-58	5/8"	\$31.13 ea	<b>\$26.10 ea</b>	18,000 lbs	3 lbs



**#BAP-G** Grab Hook with Link 1 lbs WLL 4700 lbs

\$7.25 ea Non Member or **\$6.06 ea Member**



**#BAP-GG** 2 Grab Hooks with Plated Link

2 lbs WLL 4700 lbs

\$10.90 ea Non Member or **\$9.02 ea Member**



**#HDW-8CLT** 15" J Hook & T Hook on Oblong

6 lbs WLL 4700 lbs

\$29.07 ea Non Member or **\$24.37 ea Member**



**#HDW-8CJ** 15" J Hook & T Hook on Oblong

6 lbs WLL 4700 lbs

\$29.16 ea Non Member or **\$24.44 ea Member**



**#HDW-8FCT** 8" J Hook & T Hook on Oblong

4 lbs WLL 4700 lbs

\$25.97 ea Non Member or **\$21.33 ea Member**



**#HDW-8FCH** 8" J Hook & Hammerhead T-J Combo

Hook on Oblong

4 lbs WLL 4700 lbs

\$30.19 ea Non Member or **\$25.31 ea Member**



### Grade 80 Double Leg Adjustable Sling

Part #	Description	Non Member	Member	WLL	Weight
#g8-6993282	9/32" x 8'	\$198.98 ea	\$175.23 ea	6100 lbs	21 lbs



### Chain Saddle Ring – Saddle Grab Link – Keyhole Grabhook

**#11-38-SGL** – 3/8" Grade 70, Chain Saddle Grab Link or saddle ring allows you to grab a link of chain and pull from that point without the pulling hook sliding on the chain. WLL 6600 3 lbs

\$23.87 ea Non Member or **\$19.89 ea Member**



## Light Duty Recovery Chains



### Grade 80 Domestic Chain Assembly with Twist Lock Grab Hooks

Part #	Description	Non Member	Member	WLL	Weight
#g8-51615tl	5/16" x 15' w/twist lock grab hooks on each end	\$163.46 ea	<b>\$133.51 ea</b>	4500 lbs	17 lbs

## Grade 80 J Hook Assemblies

### Grade 80 - 3/8" V Chain Assemblies – 15" Clevis J Hook, Grab Hooks at Peak Link



Part #	Description	Price	Member Price	Weight
G8-118-3	3/8" x 3' – 15" J hooks on each leg, grab hooks at grab link	\$226.20	<b>\$189.21</b>	20 lbs
G8-118-4	3/8" x 4' – 15" J hooks on each leg, grab hooks at grab link	\$238.33	<b>\$199.79</b>	23 lbs
G8-118-5	3/8" x 5' – 15" J hooks on each leg, grab hooks at grab link	\$250.28	<b>\$209.82</b>	26 lbs
G8-118-6	3/8" x 6' – 15" J hooks on each leg, grab hooks at grab link	\$262.49	<b>\$220.05</b>	29 lbs
G8-118-8	3/8" x 8' – 15" J hooks on each leg, grab hooks at grab link	\$286.66	<b>\$240.31</b>	34 lbs
G8-118-10	3/8" x 10' – 15" J hooks on each leg, grab hooks at grab link	\$310.82	<b>\$260.57</b>	37 lbs

**WLL - 7100 lbs straight pull, 12,000 lbs 60 degree angle**

### Grade 80 – Chain Assemblies – 15" Clevis J Hook; Grab & Master Link



Part #	Description	Price	Member Price	Weight	WLL
G8-3810GJ	3/8" x 10' – 15" J Hook one end, grab hook on other	\$135.89	<b>\$113.92</b>	22 lbs	7100 lbs
G8-3815GJ	3/8" x 15' – 15" J Hook one end, grab hook on other	\$165.00	<b>\$139.16</b>	28 lbs	7100 lbs
G8-3820GJ	3/8" x 20' – 15" J Hook one end, grab hook on other	\$196.09	<b>\$164.39</b>	34 lbs	7100 lbs

### Grade 80 – Chain Assemblies – 15" Clevis J Hook on One End & Oblong Link w/Grab Hook on other end



Part #	Description	Price	Member Price	Weight	WLL
G8-3810JOG	3/8" x 10' Chain – 15" J Hook on one end, oblong ring w/grab hook on other	\$175.45	<b>\$147.08</b>	24 lbs	7100 lbs
G8-3815JOG	3/8" x 15' Chain – 15" J Hook on one end, oblong ring w/grab hook on other	\$205.73	<b>\$172.47</b>	31 lbs	7100 lbs
G8-3820JOG	3/8" x 20' Chain – 15" J Hook on one end, oblong ring w/grab hook on other	\$235.90	<b>\$197.68</b>	36 lbs	7100 lbs

#G8-15J 15" Clevis J Hook 7100 lbs WLL \$49.72 ea or **\$41.68 ea Member**



# Grade 100 Chain, Hooks & Connectors

Certified for  
Overhead



## Grade 100 Chain by the Foot

Part #	Description	Non Member	Member	WLL	Weight
#g10-101-932	9/32"	\$4.75/ft	\$3.65/ft	4300 lbs	1 lb/ft
#g10-101-516	5/16"	\$5.68/ft	\$4.76/ft	5700 lbs	1 lbs/ft
#g10-101-38	3/8"	\$6.71/ft	\$5.75/ft	8800 lbs	2 lbs/ft
#g10-101-12	1/2"	\$11.01/ft	\$9.25/ft	15,000 lbs	3 lbs/ft
#g10-101-58	5/8"	\$15.95/ft	\$13.50/ft	22,600 lbs	4 lbs/ft
#g10-101-34	3/4"	\$36.56/ft	\$30.50/ft	35,300 lbs	7 lbs/ft

## Grabiq Grade 100 Blue Powder Coated Chain by the Foot



Part #	Description	Non Member	Member	WLL	Weight
#Q10-101-516	5/16"	\$6.25/ft	\$5.24/ft	5700 lbs	1 lb/ft
#Q10-101-38	3/8"	\$7.38/ft	\$6.33/ft	8800 lbs	2 lbs/ft
#Q10-101-12	1/2"	\$12.11/ft	\$10.18/ft	15,000 lbs	3 lbs/ft
#Q10-101-58	5/8"	\$17.55/ft	\$14.85/ft	22,600 lbs	4 lbs/ft

## Grade 100 Clevis Pin Grab Hook



Part #	Description	Non Member	Member	WLL	Weight
#g10-107-516	5/16"	\$24.89 ea	\$21.25 ea	5700 lbs	1 lb
#g10-107-38	3/8"	\$30.51 ea	\$25.95 ea	8800 lbs	2 lbs
#g10-107-12	1/2"	\$53.20 ea	\$45.25 ea	15,000 lbs	4 lbs
#g10-107-58	5/8"	\$83.95 ea	\$71.50 ea	22,600 lbs	7 lbs
#g10-107-34	3/4"	\$148.02 ea	\$125.59 ea	35,300 lbs	11 lbs

## Grade 100 Twist Lock Cradle Grab Hook



Part #	Description	Non Member	Member	WLL	Weight
#g10-206-516	1/4" -5/16"	\$31.65 ea	\$26.75 ea	5700 lbs	1 lb
#g10-206-38	3/8"	\$42.57 ea	\$35.75 ea	8800 lbs	2 lbs
#g10-206-12	1/2"	\$70.61 ea	\$59.25 ea	15,000 lbs	4 lbs
#g10-206-58	5/8"	\$113.28 ea	\$94.96ea	22,600 lbs	7 lbs

## Grade 100 Twist Lock Non Cradle Grab Hook



Part #	Description	Non Member	Member	WLL	Weight
#g10-208-516	1/4" -5/16"	\$31.65 ea	\$26.75 ea	5700 lbs	1 lb
#g10-208-38	3/8"	\$42.57 ea	\$35.75 ea	8800 lbs	2 lbs
#g10-208-12	1/2"	\$70.61 ea	\$59.25 ea	15,000 lbs	4 lbs
#g10-208-58	5/8"	\$112.50 ea	\$94.95 ea	22,600 lbs	7 lbs

## Grade 100 Alloy Connector Link (ACL)



Part #	Description	Non Member	Member	WLL	Weight
#g10-103-516	1/4" -5/16"	\$14.50 ea	\$12.50 ea	5700 lbs	1 lb
#g10-103-38	3/8"	\$15.50 ea	\$13.50 ea	8800 lbs	1 lb
#g10-103-12	1/2"	\$32.50 ea	\$28.50 ea	15,000 lbs	2 lbs
#g10-103-58	5/8"	\$45.32 ea	\$38.50 ea	22,600 lbs	3 lbs
#g10-103-34	3/4"	\$59.52 ea	\$52.50 ea	35,300 lbs	6 lbs

## Grade 100 Clevis Pin Sling Hooks



Part #	Description	Non Member	Member	WLL	Weight
#g10-111-516	5/16"	\$24.23 ea	\$20.91 ea	5700 lbs	2 lbs
#g10-111-38	3/8"	\$38.67 ea	\$33.38 ea	8800 lbs	3 lbs
#g10-111-12	1/2"	\$73.80 ea	\$63.70 ea	15,000 lbs	5 lbs
#g10-111-58	5/8"	\$118.36 ea	\$98.63 ea	22,600 lbs	7 lbs



## Grade 100 Eye Type Self Locking Sling Hooks

Part #	Description	Non Member	Member	WLL	Weight
#g10-113-38	3/8"	\$68.50 ea	<b>\$58.95 ea</b>	8800 lbs	4 lbs
#g10-113-12	1/2"	\$139.75 ea	<b>\$122.95 ea</b>	15,000 lbs	7 lbs



## Grade 100 Clevis Pin Self Locking Hooks

Part #	Description	Non Member	Member	WLL	Weight
#g10-115-516	5/16"	\$58.67 ea	<b>\$50.63 ea</b>	5700 lbs	2 lbs
#g10-115-38	3/8"	\$73.97 ea	<b>\$63.84 ea</b>	8800 lbs	4 lbs
#g10-115-12	1/2"	\$156.26 ea	<b>\$134.86 ea</b>	15,000 lbs	8 lbs
#g10-115-58	5/8"	\$284.66 ea	<b>\$245.69 ea</b>	22,600 lbs	14 lbs



## Grade 100 Clevis Pin Foundry Hooks

Part #	Description	Non Member	Member	WLL	Weight
#g10-123-38	3/8"	\$84.54 ea	<b>\$72.96 ea</b>	8800 lbs	4 lbs
#g10-123-12	1/2"	\$107.45 ea	<b>\$92.74 ea</b>	15,000 lbs	6 lbs
#g10-123-58	5/8"	\$181.94 ea	<b>\$157.04 ea</b>	22,600 lbs	14 lbs
#g10-123-34	3/4"	\$382.42 ea	<b>\$330.06 ea</b>	35,300 lbs	25 lbs



## Grade 100 Eye Foundry Hooks

Part #	Description	Non Member	Member	WLL	Weight
#g10-121-516	1/4" -5/16"	\$62.46 ea	<b>\$53.91 ea</b>	5700 lbs	2 lbs
#g10-121-38	3/8"	\$67.65 ea	<b>\$58.39 ea</b>	8800 lbs	4 lbs
#g10-121-12	1/2"	\$96.99 ea	<b>\$83.71 ea</b>	15,000 lbs	6 lbs
#g10-121-58	5/8"	\$158.42 ea	<b>\$132.95 ea</b>	22,600 lbs	11 lbs
#g10-121-34	3/4"	\$347.21 ea	<b>\$299.67 ea</b>	35,300 lbs	17 lbs



## Grade 100 Clevis Non Cradle Grab Hooks

Part #	Description	Non Member	Member	WLL	Weight
#g10-127-516	1/4" -5/16"	\$25.35 ea	<b>\$21.88 ea</b>	5700 lbs	1 lb
#g10-127-38	3/8"	\$31.06 ea	<b>\$26.81 ea</b>	8800 lbs	2 lbs
#g10-127-12	1/2"	\$54.16 ea	<b>\$46.75 ea</b>	15,000 lbs	3 lbs
#g10-127-58	5/8"	\$85.48 ea	<b>\$73.78 ea</b>	22,600 lbs	6 lbs



## Grade 100 Eye Cradle Grab Hooks

Part #	Description	Non Member	Member	WLL	Weight
#g10-105-516	1/4" -5/16"	\$12.11 ea	<b>\$10.45 ea</b>	5700 lbs	1 lb
#g10-105-38	3/8"	\$23.02 ea	<b>\$19.87 ea</b>	8800 lbs	2 lbs
#g10-105-12	1/2"	\$47.76 ea	<b>\$41.22 ea</b>	15,000 lbs	2 lbs
#g10-105-58	5/8"	\$69.30 ea	<b>\$59.81 ea</b>	22,600 lbs	5 lbs
#g10-105-34	3/4"	\$129.86 ea	<b>\$111.94 ea</b>	35,300 lbs	15 lbs



## Grade 100 Eye Sling Hooks

Part #	Description	Non Member	Member	WLL	Weight
#g10-109-516	1/4" -5/16"	\$21.29 ea	<b>\$18.40 ea</b>	5700 lbs	2 lbs
#g10-109-38	3/8"	\$31.06 ea	<b>\$26.81 ea</b>	8800 lbs	2 lbs
#g10-109-12	1/2"	\$64.19 ea	<b>\$55.40 ea</b>	15,000 lbs	4 lbs
#g10-109-58	5/8"	\$121.13 ea	<b>\$104.55 ea</b>	22,600 lbs	7 lbs

## Grade 100 Oblong Lift Ring



Part #	Description	Non Member	Member	WLL	Weight
#g10-125-12	1/2"	\$20.33 ea	\$17.55 ea	9900 lbs	1 lbs
#g10-125-34	3/4"	\$32.44 ea	\$28.01 ea	16,900 lbs	3 lbs
#g10-125-78	7/8"	\$45.43 ea	\$39.21 ea	23,100 lbs	4 lbs
#g10-125-1	1"	\$57.10 ea	\$49.29 ea	33,000 lbs	5 lbs
#g10-125-125	1.25"	\$98.55 ea	\$85.06 ea	48,400 lbs	8 lbs
#g10-125-150	1.50"	\$185.93 ea	\$160.47 ea	69,400 lbs	16 lbs
#g10-125-175	1.75"	\$328.61 ea	\$283.62 ea	105,700 lbs	28 lbs

## Grade 100 Crosby Double Eliminator



Part #	Description	Non Member	Member	WLL	Weight
#49859	1/4"	\$133.66 ea	\$107.41 ea	8600 lbs	5 lbs
#49868	5/16"	\$138.84 ea	\$111.56 ea	11,400 lbs	5 lbs
#49877	3/8"	\$264.65 ea	\$212.75 ea	17,600 lbs	8 lbs
#49886	1/2"	\$332.24 ea	\$366.98 ea	30,000 lbs	17 lbs
#49895	5/8"	\$531.23 ea	\$426.88 ea	45,200 lbs	31 lbs

## Grade 100 Clutch Sling Hooks



Part #	Description	Non Member	Member	WLL	Weight
#X-077-10	3/8"	\$151.50 ea	\$126.50 ea	8800 lbs	4 lbs
#X-077-13	1/2"	\$240.95 ea	\$207.95 ea	15,000 lbs	8 lbs
#X-077-16	5/8"	\$399.95 ea	\$332.75 ea	22,600 lbs	13 lbs

## Grade 100 Foundry & Grab Hook w/Oversized Oblong Ring



Part #	Description	Non Member	Member	WLL	Weight
#G10-58FGO	5/8"	\$461.95 ea	\$387.45 ea	39,100 lbs	19 lbs
#G10-12FGO	1/2"	\$285.50 ea	\$237.95 ea	26,000 lbs	18 lbs

We use an oversized oblong so both hooks can be used at once and stay within working load limit. This assembly has been custom created by Wes because its most versatile.

## Grade 100 Foundry Hooks with Grabiq Grade 100 Blue Powder Coated Short Chain

Part #	Description	Non Member	Member	WLL	Weight
#q10-12fh1	1/2" x 2' Hi Viz Oblong	\$257.54 ea	\$207.61 ea	15,000 lbs	16 lbs
#q10-58fh1	5/8" x 2' Blue Powder Coated Oblong	\$328.25 ea	\$274.44 ea	22,600 lbs	28 lbs



Q10-12fh1 with hi viz oblong ring



Q10-58fh1 with blue powder coated oblong ring



# Yoke Grade 100 Grip Safe Self Locking Hooks

Available in Clevis Pin & Ball Bearing Hooks

With the Yoke grip safe eye style hook, allows the operator to release the trigger button and open the hook without sticking his or her hand inside the load bearing portion of the hook; eliminate any potential safety threats when operating the locking hook.

## Grade 100 Grip Safe Clevis Pin Self Locking Hook



**3/8" # G10-777-38**

Non Member \$66.57 ea

**Member \$57.46 ea**

**1/2" # G10-777-12**

Non Member \$140.63 ea

**Member \$121.37 ea**

## Grade 100 Grip Safe Ball Bearing Self Locking Hook



**3/8" # G10-119-38**

Non Member \$121.75 ea

**Member \$99.75 ea**

**1/2" # G10-119-12**

Non Member \$185.50 ea

**Member \$138.75 ea**

## Grabiq Grade 100 MasterGrab

### **SINGLE LEG GRABIQ HEAD MASTERGRAB**

**An all in one fitting combining masterlink connector & shortening function for single leg sling**



Part #	Size	Price	Member Price	Working Load Limit
Q10-150-38	3/8"	\$118.95 ea	<b>\$102.95 ea</b>	8800 lbs
Q10-150-12	1/2"	\$145.95 ea	<b>\$126.95 ea</b>	15,000 lbs
Q10-150-58	5/8"	\$212.60 ea	<b>\$180.39 ea</b>	39,100 lbs

### **DOUBLE LEG GRABIQ HEAD MASTERGRAB**

**An all in one fitting combining masterlink connector & shortening function for double leg sling**



Part #	Size	Price	Member Price	Working Load Limit
Q10-152-38	3/8"	\$176.03 ea	<b>\$152.26 ea</b>	8800 lbs
Q10-152-12	1/2"	\$241.07 ea	<b>\$204.54 ea</b>	15,000 lbs
Q10-152-58	5/8"	\$317.55 ea	<b>\$275.21 ea</b>	39,100 lbs

## Grade 100 Chain Assemblies

### Available in Black Grade 100 Chain & Grabiq Blue Powder Coated Chain

#### Grade 100 Chain Assemblies with Grab Hook on Each End

Grade 100 Black Chain



Grade 100 Grabiq Blue Powder Coated Chain

These pre-cut and assembled chain assemblies are a great value and all the labor is already done.

#### Grade 100 Domestic Chain Assembly with Grab Hooks 10 foot

Part #	Description	Non Member	Member	WLL	Weight
#g10-51610sgg	5/16" x 10' black Chain w/grab hooks on each end	\$123.03 ea	<b>\$102.52 ea</b>	5700 lbs	13 lbs
#g10-3810sgg	3/8" x 10' black Chain w/grab hooks on each end	\$147.17 ea	<b>\$122.64 ea</b>	8800 lbs	18 lbs
#g10-1210sgg	1/2" x 10' black Chain w/grab hooks on each end	\$243.75 ea	<b>\$203.73 ea</b>	15,000 lbs	32 lbs
#g10-5810sgg	5/8" x 10' black Chain w/grab hooks on each end	\$326.38 ea	<b>\$273.65 ea</b>	22,600 lbs	48 lbs

#### Grade 100 Domestic Grabiq Blue Powder Coated Chain Assembly with Grab Hooks 10 foot

Part #	Description	Non Member	Member	WLL	Weight
#q10-51610sgg	5/16" x 10' Grabiq Blue Chain w/grab hooks on each end	\$134.96 ea	<b>\$110.72 ea</b>	5700 lbs	13 lbs
#q10-3810sgg	3/8" x 10' Grabiq Blue Chain w/grab hooks on each end	\$160.94 ea	<b>\$132.45 ea</b>	8800 lbs	18 lbs
#q10-1210sgg	1/2" x 10' Grabiq Blue Chain w/grab hooks on each end	\$265.50 ea	<b>\$220.02 ea</b>	15,000 lbs	32 lbs
#q10-5810sgg	5/8" x 10' Grabiq Blue Chain w/grab hooks on each end	\$352.49 ea	<b>\$291.65 ea</b>	22,600 lbs	48 lbs

#### Grade 100 Domestic Chain Assembly with Grab Hooks 15 foot

Part #	Description	Non Member	Member	WLL	Weight
#g10-51615sgg	5/16" x 15' black Chain w/grab hooks on each end	\$155.65 ea	<b>\$129.71 ea</b>	5700 lbs	18 lbs
#g10-3815sgg	3/8" x 15' black Chain w/grab hooks on each end	\$186.11 ea	<b>\$155.09 ea</b>	8800 lbs	26 lbs
#g10-1215sgg	1/2" x 15' black Chain w/grab hooks on each end	\$301.96 ea	<b>\$251.64 ea</b>	15,000 lbs	45 lbs
#g10-5815sgg	5/8" x 20' black Chain w/grab hooks on each end	\$410.46 ea	<b>\$342.05 ea</b>	22,600 lbs	66 lbs

#### Grade 100 Domestic Grabiq Blue Powder Coated Chain Assembly with Grab Hooks 15 foot

Part #	Description	Non Member	Member	WLL	Weight
#q10-51615sgg	5/16" x 15' Grabiq Blue Chain w/grab hooks on each end	\$170.10 ea	<b>\$140.09 ea</b>	5700 lbs	18 lbs
#q10-3815sgg	3/8" x 15' Grabiq Blue Chain w/grab hooks on each end	\$201.98 ea	<b>\$167.50 ea</b>	8800 lbs	26 lbs
#q10-1215sgg	1/2" x 15' Grabiq Blue Chain w/grab hooks on each end	\$330.95 ea	<b>\$271.77 ea</b>	15,000 lbs	45 lbs
#q10-5815sgg	5/8" x 15' Grabiq Blue Chain w/grab hooks on each end	\$446.31 ea	<b>\$369.41 ea</b>	22,600 lbs	66 lbs

#### Grade 100 Domestic Chain Assembly with Grab Hooks 20 foot

Part #	Description	Non Member	Member	WLL	Weight
#g10-51620sgg	5/16" x 20' black Chain w/grab hooks on each end	\$188.45 ea	<b>\$151.43 ea</b>	5700 lbs	23 lbs
#g10-3820sgg	3/8" x 20' black Chain w/grab hooks on each end	\$213.94 ea	<b>\$171.88 ea</b>	8800 lbs	32 lbs
#g10-1220sgg	1/2" x 20' black Chain w/grab hooks on each end	\$360.36 ea	<b>\$300.30 ea</b>	15,000 lbs	58 lbs
#g10-5820sgg	5/8" x 20' black Chain w/grab hooks on each end	\$492.56 ea	<b>\$410.47 ea</b>	22,600 lbs	85 lbs

#### Grade 100 Domestic Grabiq Blue Powder Coated Chain Assembly with Grab Hooks 20 foot

Part #	Description	Non Member	Member	WLL	Weight
#q10-51620sgg	5/16" x 20' Grabiq Blue Chain w/grab hooks on each end	\$205.53 ea	<b>\$163.54 ea</b>	5700 lbs	23 lbs
#q10-3820sgg	3/8" x 20' Grabiq Blue Chain w/grab hooks on each end	\$236.06 ea	<b>\$185.63 ea</b>	8800 lbs	32 lbs
#q10-1220sgg	1/2" x 20' Grabiq Blue Chain w/grab hooks on each end	\$395.75 ea	<b>\$324.24 ea</b>	15,000 lbs	58 lbs
#q10-5820sgg	5/8" x 20' Grabiq Blue Chain w/grab hooks on each end	\$540.81 ea	<b>\$443.31 ea</b>	22,600 lbs	85 lbs

**Grade 100 Chain Assemblies Twist Lock Cradle Grab Hook on Each End**  
**Available in Black Grade 100 Chain & Grabiq Blue Powder Coated Chain**

Grade 100 Black Chain



Grade 100 Grabiq Blue Powder Coated Chain

**The assemblies listed below are available in**  
**Twist Lock Cradle or Twist Lock Non Cradle Grab Hooks**

Cradle/Shoulder Twist Lock Grab Hook



Non Cradle/Non Shoulder Twist Lock Grab Hook



**Grade 100 Chain Assembly with Twist Lock Grab Hooks – 10 foot Chain**

Part #	Description	Non Member	Member	WLL	Weight
#g10-3810tl	3/8" x 10' w/ twist lock cradle grab hook on each end	\$168.81 ea	\$135.65 ea	8800 lbs	19 lbs
#g10-1210tl	1/2" x 10' w/ twist lock cradle grab hook on each end	\$273.03 ea	\$219.40 ea	15,000 lbs	45 lbs
#g10-5810tl	5/8" x 10' w/ twist lock cradle grab hook on each end	\$380.86 ea	\$317.38 ea	22,600 lbs	50 lbs

**Grade 100 Domestic Grabiq Blue Powder Coated Chain Assembly with Twist Lock Grab Hooks 10 foot**

Part #	Description	Non Member	Member	WLL	Weight
#q10-3810tl	3/8" x 10' Grabiq Blue Chain w/twist lock grab hooks on each end	\$182.31 ea	\$146.50 ea	8800 lbs	19 lbs
#q10-1210tl	1/2" x 10' Grabiq Blue Chain w/twist lock grab hooks on each end	\$294.87 ea	\$236.95 ea	15,000 lbs	45 lbs
#q10-5810tl	5/8" x 10' Grabiq Blue Chain w/twist lock grab hooks on each end	\$411.33 ea	\$342.77 ea	22,600 lbs	50 lbs

**Grade 100 Chain Assembly with Twist Lock Cradle Grab Hooks – 15 foot Chain**

Part#	Description	Non Member	Member	WLL	Weight
#g10-3815tl	3/8" x 15' w/twist lock cradle grab hook on each end	\$206.09 ea	\$171.74 ea	8800 lbs	14 lbs
#g10-1215tl	1/2" x 15' w/ twist lock cradle grab hook on each end	\$330.34 ea	\$275.28 ea	15,000 lbs	47 lbs
#g10-5810tl	5/8" x 10' w/ twist lock cradle grab hook on each end	\$380.86 ea	\$317.38 ea	22,600 lbs	50 lbs

**Grade 100 Domestic Grabiq Blue Powder Coated Chain Assembly with Twist Lock Grab Hooks 15 foot**

Part #	Description	Non Member	Member	WLL	Weight
#q10-3815tl	3/8" x 15' Grabiq Blue Chain w/twist lock grab hooks on each end	\$222.57 ea	\$185.48 ea	8800 lbs	14 lbs
#q10-1215tl	1/2" x 15' Grabiq Blue Chain w/twist lock grab hooks on each end	\$356.77 ea	\$297.30 ea	15,000 lbs	47 lbs
#q10-5810tl	5/8" x 15' Grabiq Blue Chain w/twist lock grab hooks on each end	\$411.33 ea	\$342.77 ea	22,600 lbs	50 lbs

**Grade 100 Chain Assembly with Twist Lock Cradle Grab Hooks – 20 foot Chain**

Part #	Description	Non Member	Member	WLL	Weight
#g10-3820tl	3/8" x 20' w/ twist lock cradle grab hook on each end	\$223.47 ea	\$186.23 ea	8800 lbs	33 lbs
#g10-1220tl	1/2" x 20' w/ twist lock cradle grab hook on each end	\$386.48 ea	\$322.07 ea	15,000 lbs	61 lbs
#g10-5820tl	5/8" x 20' w/ twist lock cradle grab hook on each end	\$539.03 ea	\$449.19 ea	22,600 lbs	86 lbs

**Grade 100 Domestic Grabiq Blue Powder Coated Chain Assembly with Twist Lock Grab Hooks 20 foot**

Part #	Description	Non Member	Member	WLL	Weight
#q10-3820tl	3/8" x 20' Grabiq Blue Chain w/twist lock grab hooks on each end	\$241.35 ea	\$201.13 ea	8800 lbs	33 lbs
#q10-1220tl	1/2" x 20' Grabiq Blue Chain w/twist lock grab hooks on each end	\$417.40 ea	\$347.84 ea	15,000 lbs	61 lbs
#q10-5820tl	3/8" x 15' Grabiq Blue Chain w/twist lock grab hooks on each end	\$582.15 ea	\$485.13 ea	22,600 lbs	86 lbs

## Grade 100 Chain Assemblies w/Grab Hook on One End & Sling Hook on the Other

**Available in Black Grade 100 Chain & Grabiq Blue Powder Coated Chain**

### Grade 100 Grabiq Blue Powder Coated Chain



Also available Grade 100 Standard Black Chain

#### Grade 100 Chain Assembly with Grab Hooks on one end, sling hook on other end – 10 ft Chain

Part #	Description	Non Member	Member	WLL	Weight
g10-51610ssg	5/16" x 10' black Chain w/grab hook on one end, sling on other	\$128.50 ea	<span style="color: red;">\$109.50 ea</span>	5700 lbs	13 lbs
g10-3810ssg	3/8" x 10' black Chain w/grab hook on one end, sling on other	\$155.75 ea	<span style="color: red;">\$131.50 ea</span>	8800 lbs	18 lbs
g10-1210ssg	1/2" x 10' black Chain w/grab hook on one end, sling on other	\$265.50 ea	<span style="color: red;">\$233.75 ea</span>	15,000 lbs	32 lbs
g10-5810ssg	5/8" x 10' black Chain w/grab hook on one end, sling on other	\$357.75 ea	<span style="color: red;">\$305.50 ea</span>	22,600 lbs	48 lbs

#### Grade 100 Grabiq Blue Powder Coated Chain Assembly w/Grab Hooks on one end, sling hook on other – 10 ft Chain

Part #	Description	Non Member	Member	WLL	Weight
q10-51610ssg	5/16" x 10' blue Chain w/grab hook on one end, sling on other	\$141.50 ea	<span style="color: red;">\$117.50 ea</span>	5700 lbs	13 lbs
q10-3810ssg	3/8" x 10' blue Chain w/grab hook on one end, sling on other	\$168.95 ea	<span style="color: red;">\$132.45 ea</span>	8800 lbs	18 lbs
q10-1210ssg	1/2" x 10' black Chain w/grab hook on one end, sling on other	\$287.75 ea	<span style="color: red;">\$221.75 ea</span>	15,000 lbs	32 lbs

#### Grade 100 Chain Assembly with Grab Hooks on one end, sling hook on other end – 15 ft Chain

Part #	Description	Non Member	Member	WLL	Weight
g10-51615ssg	5/16" x 15' black Chain w/grab hook on one end, sling on other	\$161.50 ea	<span style="color: red;">\$134.75 ea</span>	5700 lbs	18 lbs
g10-3815ssg	3/8" x 15' black Chain w/grab hook on one end, sling on other	\$195.75 ea	<span style="color: red;">\$143.50 ea</span>	8800 lbs	26 lbs
g10-1215ssg	1/2" x 15' black Chain w/grab hook on one end, sling on other	\$325.50 ea	<span style="color: red;">\$272.75 ea</span>	15,000 lbs	45 lbs

#### Grade 100 Grabiq Blue Powder Coated Chain Assembly w/Grab Hooks on one end, sling hook on other – 15 ft Chain

Part #	Description	Non Member	Member	WLL	Weight
q10-51615ssg	5/16" x 15' blue Chain w/grab hook on one end, sling on other	\$178.50 ea	<span style="color: red;">\$146.95 ea</span>	5700 lbs	18 lbs
q10-3815ssg	3/8" x 15' blue Chain w/grab hook on one end, sling on other	\$219.75 ea	<span style="color: red;">\$175.75 ea</span>	8800 lbs	26 lbs
q10-1215ssg	1/2" x 15' blue Chain w/grab hook on one end, sling on other	\$351.50 ea	<span style="color: red;">\$299.75 ea</span>	15,000 lbs	45 lbs

#### Grade 100 Chain Assembly with Grab Hooks on one end, sling hook on other end – 20 ft Chain

Part #	Description	Non Member	Member	WLL	Weight
g10-51620ssg	5/16" x 20' black Chain w/grab hook on one end, sling on other	\$194.50 ea	<span style="color: red;">\$156.95 ea</span>	5700 lbs	23 lbs
g10-3820ssg	3/8" x 20' black Chain w/grab hook on one end, sling on other	\$221.75 ea	<span style="color: red;">\$179.50 ea</span>	8800 lbs	32 lbs
g10-1220ssg	1/2" x 20' black Chain w/grab hook on one end, sling on other	\$382.50 ea	<span style="color: red;">\$323.75 ea</span>	15,000 lbs	58 lbs

#### Grade 100 Grabiq Blue Powder Coated Chain Assembly w/Grab Hooks on one end, sling hook on other – 20 ft Chain

Part #	Description	Non Member	Member	WLL	Weight
q10-51620ssg	5/16" x 20' blue Chain w/grab hook on one end, sling on other	\$212.75 ea	<span style="color: red;">\$169.50 ea</span>	5700 lbs	23 lbs
q10-3820ssg	3/8" x 20' blue Chain w/grab hook on one end, sling on other	\$245.75 ea	<span style="color: red;">\$194.75 ea</span>	8800 lbs	32 lbs
g10-1220ssg	1/2" x 20' blue Chain w/grab hook on one end, sling on other	\$417.75 ea	<span style="color: red;">\$376.50 ea</span>	15,000 lbs	58 lbs



## Grade 100 Winching Chains with Chain Clutch



Part #	Description	Non Member	Member	WLL	Weight
#g10-12v8sc	1/2" x 8'	\$441.60 ea	<b>\$354.86 ea</b>	26,000 lbs @ 60 degrees	48 lbs
#g10-12v12sc	1/2" x 12'	\$491.43 ea	<b>\$394.90 ea</b>	26,000 lbs @ 60 degrees	58 lbs

## Grade 100 Winching Chains with Chain Clutch made with **Hi Viz Chain**

Part #	Description	Non Member	Member	WLL	Weight
#h10-12v8sc	Hi Viz 1/2" x 8'	\$460.60 ea	<b>\$387.86 ea</b>	26,000 lbs @ 60 degrees	48 lbs
#h10-12v12sc	Hi Viz 1/2" x 12'	\$510.43 ea	<b>\$428.90 ea</b>	26,000 lbs @ 60 degrees	58 lbs

## Grade 100 Chain Shortening Clutch



Part #	Description	Non Member	Member	WLL	Weight
#g10-38sc	3/8"	\$75.78 ea	<b>\$63.15 ea</b>	8800 lbs	3 lbs
#g10-12sc	1/2"	\$118.19 ea	<b>\$98.49 ea</b>	15,000 lbs	5 lbs
#g10-58sc	5/8"	\$149.33 ea	<b>\$124.74 ea</b>	22,600 lbs	7 lbs

## Grade 100 - Chains with Chain Clutch One End Only

Description	Non Member	Member	WLL
3/8" x 8' Chain w/one chain clutch	\$149.01 ea	<b>\$124.79 ea</b>	8800 lbs @ 90 degrees
3/8" x 12' Chain w/one chain clutch	\$183.86 ea	<b>\$150.78 ea</b>	8800 lbs @ 90 degrees
1/2" x 8' Chain w/one chain clutch	\$225.96 ea	<b>\$185.27 ea</b>	15,000 lbs @ 90 degrees
1/2" x 12' Chain w/one chain clutch	\$281.09 ea	<b>\$230.48 ea</b>	15,000 lbs @ 90 degrees
5/8" x 8' Chain w/one chain clutch	\$288.23 ea	<b>\$240.46 ea</b>	22,600 lbs @ 90 degrees
5/8" x 12' Chain w/one chain clutch	\$359.94 ea	<b>\$295.21 ea</b>	22,600 lbs @ 90 degrees



## Grade 100 **Hi Viz** - Chains with Chain Clutch One End Only

Description	Non Member	Member	WLL
3/8" x 8' Hi Viz Chain w/one chain clutch	\$158.95 ea	<b>\$134.75 ea</b>	8800 lbs @ 90 degrees
3/8" x 12' Hi Viz Chain w/one chain clutch	\$193.75 ea	<b>\$159.50 ea</b>	8800 lbs @ 90 degrees
1/2" x 8' Hi Viz Chain w/one chain clutch	\$234.95 ea	<b>\$194.75 ea</b>	15,000 lbs @ 90 degrees
1/2" x 12' Hi Viz Chain w/one chain clutch	\$290.75 ea	<b>\$238.75 ea</b>	15,000 lbs @ 90 degrees
5/8" x 8' Hi Viz Chain w/one chain clutch	\$297.50 ea	<b>\$249.50 ea</b>	22,600 lbs @ 90 degrees
5/8" x 12' Hi Viz Chain w/one chain clutch	\$369.95 ea	<b>\$305.50 ea</b>	22,600 lbs @ 90 degrees

## Grade 100 Oblong Ring with 2 Short Legs and Grab Hook on Each Leg



Part #	Description	Non Member	Member	WLL	Weight
#g10-38V1SC	3/8" x 1' Chain	\$170.61 ea	<b>\$138.88 ea</b>	15,200 lbs @ 60 degrees	12 lbs
#g10-12V1	1/2" x 1' Chain	\$305.08 ea	<b>\$245.15 ea</b>	26,000 lbs @ 60 degrees	22 lbs
#g10-58v1	5/8" x 1' Chain	\$466.35 ea	<b>\$374.45 ea</b>	39,100 lbs @ 60 degrees	34 lbs

## Grade 100 Oblong Ring with 2 Short Legs and Chain Clutch on Each Leg – Black or **Hi – Viz Chain**



Part #	Description	Non Member	Member	WLL	Weight
#g10-38V1SC	3/8" x 1' Chain	\$260.06 ea	<b>\$209.78 ea</b>	15,200 lbs @ 60 degrees	12 lbs
#g10-12V1SC	1/2" x 1' Chain	\$408.41 ea	<b>\$328.19 ea</b>	26,000 lbs @ 60 degrees	22 lbs
#g10-58V1SC	5/8" x 1' Chain	\$499.35 ea	<b>\$412.43 ea</b>	39,100 lbs @ 60 degrees	34 lbs

## Grade 100 **Hi-Viz Chain**

Part #	Description	Non Member	Member	WLL	Weight
#h10-38V1SC	3/8" x 1' Hi Viz Chain	\$268.50 ea	<b>\$214.50 ea</b>	15,200 lbs @ 60 degrees	12 lbs
#h10-12V1SC	1/2" x 1' Hi Viz Chain	\$416.50	<b>\$336.19 ea</b>	26,000 lbs @ 60 degrees	22 lbs
#h10-58V1SC	5/8" x 1' Hi Viz Chain	\$507.35 ea	<b>\$420.43 ea</b>	39,100 lbs @ 60 degrees	34 lbs

## Grade 100 – Front Axle Chain with Omega Link



Part #	Description	Non Member	Member	WLL
#g10-fa5166	5'16" x 6'	\$85.95 ea	\$67.67 ea	5700 lbs
#g10-fa5168	5'16" x 8'	\$101.75 ea	\$83.75 ea	5700 lbs
#g10-fa386	3'8" x 6'	\$115.50 ea	\$98.26 ea	8800 lbs
#g10-fa388	3'8" x 8'	\$131.95 ea	\$111.95 ea	8800 lbs
#g10-fa3810	3'8" x 10'	\$146.95 ea	\$127.05 ea	8800 lbs
#g10-fa128	1/2" x 8'	\$184.25 ea	\$143.09 ea	15,000 lbs
#g10-fa1210	1/2" x 10'	\$213.07 ea	\$199.73 ea	15,000 lbs
#g10-fa1212	1/2" x 12'	\$238.48 ea	\$212.22 ea	15,000 lbs

## Ratchet Chain Load Binders

### Domestic Ratchets

Part #	Description	Non Member	Member	WLL	Weight
#11-RTLB-4	Fits 5/16" – 3/8" chain	\$78.56 ea	\$65.46 ea	8800 lbs	13 lbs
#11-RTLB-12	Fits 3/8" – 1/2" chain	\$85.14 ea	\$70.95 ea	15,000 lbs	14 lbs
#11-RTLB-8	Fits 1/2" – 5/8" chain	\$104.78 ea	\$87.32ea	16,000 lbs	16 lbs
#11-RTLB-9	Fits 3/4" – 5/8" chain	\$179.27 ea	\$149.39 ea	18,100 lbs	31 lbs



### Import Ratchets

Part #	Description	Non Member	Member	WLL	Weight
#11-RTLB-14	Fits 3/16" – 1/4" chain	\$24.58 ea	\$20.48 ea	2600 lbs	4 lbs
#11-RTLB-3	Fits 5/16" – 3/8" chain	\$35.99 ea	\$29.98 ea	6600 lbs	11 lbs
#11-RTLB-1	Fits 3/8" – 1/2" chain	\$42.49 ea	\$35.41 ea	9200 lbs	12 lbs
#11-RTLB-2	Fits 1/2" – 5/8" chain	\$51.48 ea	\$42.90 ea	13,000 lbs	16 .bs

## Complete Axle Chains

**Makes chaining up rear axle on a heavy duty tow easier!**

**#N711-AC3S** 5/16" x 3' Chain provides an 8"

J hook on one end of grab & slip hook on other end This the is the version Wes created and it works better because the sling hook will grab Frames fifth wheel plate assemblies, etc.  
4700 lbs WLL

\$48.36 ea Non Member

**\$41.03 ea Member**



**#N711-AC3** 5/16" x 3' Chain provides an 8"

J Hook on one end & 2 standard grab hooks on the other end. 4700 lbs WLL

\$47.26 ea Non Member

**\$39.37 ea Member**



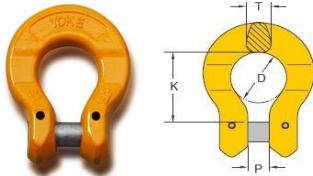
## Quick Binder Plus



Part #	Description	Non Member	Member	WLL	Weight
#11-qbdr7100	5/16" – 3/8"	\$61.01 ea	\$53.04 ea	7100 lbs	12 lbs
#11-qbdr12	3/8" – 1/2"	\$78.98 ea	\$65.83 ea	12,000 lbs	14 lbs
#11-qbdr18	1/2" – 5/8"	\$133.24 ea	\$111.03 ea	18,000 lbs	18 lbs

## Grade 100 Front Axle Chain with Omega Link & Quick Binder Packages

Part #	Description	Non Member	Member
#g10-fa386kit	(2) 6' x 3/8" front axle chain w/omega link & (1) quick binder	\$288.37 ea	\$240.31 ea
#g10-fa388kit	(2) 8' x 3/8" front axle chain w/omega link & (1) quick binder	\$333.10 ea	\$271.63 ea
#g10-fa126kit	(2) 6' x 1/2" front axle chain w/omega link & (1) quick binder	\$479.57 ea	\$399.64 ea



## Grade 80 Omega

Dimensions (inches)

Part #	Description	WLL	Weight	K	D	T	P	Non Member	Member
g8-149-516	gr 80 5/16" chain	4500 lbs	0.44 lbs	1.42	1.06	0.44	0.35	\$13.41 ea	\$11.18 ea
g8-149-38	gr 80 3/8" chain	7100 lbs	1 lb	1.73	1.26	0.59	0.47	\$23.87 ea	\$19.89 ea
g8-149-12	gr 80 1/2" chain *(Backorder)	12,000 lbs	2 lbs	2.17	1.65	0.67	0.62	\$35.38 ea	\$29.48 ea
g8-149-58	gr 80 5/8" chain	18,100 lbs	4 lbs	2.72	1.96	0.89	0.71	\$48.70 ea	\$40.59 ea
g8-149-34	gr 80 3/4" Chain	28,300 lbs	5 lbs	3.15	2.28	1.08	0.85	\$71.94 ea	\$64.55 ea



## Under Reach Chain Binder

**#11-URLB** 5/16" – 3/8" Chain WLL 6600 18 lbs

\$93.96 ea Non Member or \$78.30 ea Member

## Grade 100 & 70 Standard Heavy Duty Chain Package TO UPDATE!!!

- (2) #11a-516g710 5/16" & 10' grade 70 chain clevis grab hooks
- (2) #g10-1210sgg 1/2" x 10' grade 100 chain with cradle grab hooks
- (2) #11a-516g720 5/16" x 20' grade 70 chain with clevis grab hooks
- (2) #g10-1220sgg 1/2" x 20' grade 100 chain with cradle grab hooks
- (2) #11a-38g710 3/8" x 10' grade 70 chain with clevis grab hooks
- (2) #11-rtlb-4 3/8" grade 100 Ratchet Chain Binder fits 5/16" & 3/8"
- (2) #11a-38g720 3/8" x 20' grade 70 chain with clevis grab hooks

**Chain Package Price \$1630.44 Non Member or \$1413.05 ea Member**

Each chain includes hook on both ends as well as metal certification tags attached to each chain.





## Sea Container Drag Chain

Chain loading bridle for sea containers. Our sea container loading bridle is a safe and secure method of loading containers. Made with dedicated pulling hooks that lock into either the forward or side eye of a sea container for secure attachment and built in shortening hooks for easy adjustment. **Note: Not for overhead lifting**



**Available in 2 Sizes:**

**#g10-38DC** 3/8" x 5' Chain WLL 8800 lbs @ 30 degrees 29 lbs

**\$276.61 ea Non Member or \$222.28 ea Member**

**#g10-12DC** 1/2" x 5' Chain WLL 15,000 lbs 46 lbs

**\$384.92 ea Non Member or \$320.77 ea Member**

## BA Products Container Eye Link

Same time and effort when switching from a traditional hookup on shipping containers to BA Products' time saving hookup featuring standard or web sling container eye link. The container eye link is intended to be used in the corner eyes of shipping containers as an attachment point for rigging to assist in up righting overturned containers. By using a shoulder bolt, nut and in, it becomes a terminal connection.

### Standard Container Eye Link



**#CL-1034**

35,300 lbs WLL

**\$92.03 ea Non Member or**

**\$81.55 ea Member**

### Web Sling Container Eye Link



**#CL-7034**

35,300 lbs WLL

**\$172.18 ea Non Member or**

**\$152.36 ea Member**

## Redi-Jack Auto Positioning Dolly

Redi-jack auto positioning dolly from BA Products makes it easy to move disabled vehicles and wrecks into position simply and easily. Available in both left and right hand units

- 1,600 lbs maximum lb capacity per unit (up to 6,400 lbs with 4 units)
- 36" maximum tire height
- 13" maximum tire width
- 2 heavy duty 4" casters helps Redi-jack roll smoothly
- For effective use a minimum of 2 units are required



**#J-1** Redi-jack Right Hand Auto Positioning Dolly or

**#J-1LH** Redi-jack Left Hand Auto Positioning Dolly

**\$347.04 ea Non Member or \$289.20 ea Member**



# Hi-Viz Chain Assemblies

**Weather Resistant – With a powder coat finish your job will be kept safe & secure. High visibility for safety**

## G100 Hi-Viz Yellow Chain with Twist Lock Non Cradle Grab Hooks on Each End



Part #	Size	Price	Member Price	Weight	WLL
H10-3810NTL	3/8" x 10'	\$166.50	<b>\$139.58</b>	19 lbs	8800 lbs
H10-3815NTL	3/8" x 15'	\$203.41	<b>\$170.52</b>	28 lbs	8800 lbs
H10-3820NTL	3/8" x 20'	\$240.30	<b>\$201.45</b>	32 lbs	8800 lbs
H10-1210NTL	1/2" x 10'	\$270.49	<b>\$226.76</b>	34 lbs	15,000 lbs
H10-1215NTL	1/2" x 15'	\$325.53	<b>\$272.90</b>	48 lbs	15,000 lbs
H10-1220NTL	1/2" x 20'	\$380.58	<b>\$319.05</b>	61 lbs	15,000 lbs



## G100 Hi-Viz Yellow Chain with Twist Lock Cradle Grab Hooks on Each End



Part #	Size	Price	Member Price	Weight	WLL
H10-3810TL	3/8" x 10'	\$166.50	<b>\$139.50</b>	19 lbs	8800 lbs
H10-3815TL	3/8" x 15'	\$203.41	<b>\$170.52</b>	28 lbs	8800 lbs
H10-3820TL	3/8" x 20'	\$240.30	<b>\$201.45</b>	32 lbs	8800 lbs
H10-1210TL	1/2" x 10'	\$270.49	<b>\$226.76</b>	34 lbs	15,000 lbs
H10-1215TL	1/2" x 15'	\$325.53	<b>\$272.90</b>	48 lbs	15,000 lbs
H10-1220TL	1/2" x 20'	\$380.58	<b>\$287.63</b>	61 lbs	15,000 lbs



## G100 Hi-Viz Yellow Chain with Non Cradle Grab Hooks on Each End



Part #	Size	Price	Member Price	Weight	WLL
H10-3810NCG	3/8" x 10'	\$166.50	<b>\$139.58</b>	19 lbs	8800 lbs
H10-3815NCG	3/8" x 15'	\$203.41	<b>\$170.52</b>	26 lbs	8800 lbs
H10-3820NCG	3/8" x 20'	\$240.30	<b>\$201.45</b>	31 lbs	8800 lbs
H10-1210NCG	1/2" x 10'	\$270.49	<b>\$226.76</b>	33 lbs	15,000 lbs
H10-1215NCG	1/2" x 15'	\$325.53	<b>\$272.90</b>	44 lbs	15,000 lbs
H10-1220NCG	1/2" x 20'	\$380.58	<b>\$319.05</b>	58 lbs	15,000 lbs



## G100 Hi-Viz Yellow Chain with Cradle Grab Hooks on Each End



Part #	Size	Price	Member Price	Weight	WLL
H10-3810SGG	3/8" x 10'	\$166.50	<b>\$138.58</b>	18 lbs	8800 lbs
H10-3815SGG	3/8" x 15'	\$203.41	<b>\$170.52</b>	25 lbs	8800 lbs
H10-3820SGG	3/8" x 20'	\$240.30	<b>\$201.45</b>	32 lbs	8800 lbs
H10-1210SGG	1/2" x 10'	\$170.49	<b>\$226.76</b>	32 lbs	15,000 lbs
H10-1215SGG	1/2" x 15'	\$325.53	<b>\$272.90</b>	44 lbs	15,000 lbs
H10-1220SGD	1/2" x 20'	\$380.58	<b>\$319.05</b>	58 lbs	15,000 lbs



**CRADLE TYPE INTEGRATED CHAIN POCKETS PERMIT SHORTENING OR CREATING LEG LOOPS FOR EACH LEG WITH NO REDUCTION IN WORKING LOAD LIMIT.**

**Grade 100 Heavy Duty Chain Kit**



GrabiQ by Gunnebo-Johnson Grade 100 Heavy Duty Chain Kit. All chain is powder coated blue, which protects the raw steel from the weather without any reduction of working load limit. All grab hooks are cradle type attached with a clevis pin. For 5/16 & 5/8 Chain assemblies the grab hooks are Yoke brand.

The chain kit contains the following:

- (2) 5/16" x 10' Chain with cradle grab hooks on each end
- (2) 5/16" x 20' Chain with cradle grab hooks on each end
- (2) 3/8" x 10' Chain with cradle grab hooks on each end
- (2) 3/8" x 20' Chain with cradle grab hooks on each end
- (2) 1/2" x 10' Chain with cradle grab hooks on each end
- (2) 1/2" x 20' Chain with cradle grab hooks on each end
- (2) 5/8" x 10' Chain with cradle grab hooks on each end
- (2) 5/16"-3/8" Ratchet Load Binder (#11-RTLB-4)
- (2) 1/2"-5/8" Ratchet Load Binder (#11-RTLB-8)

Regular Price \$3065.85 plus Shipping. Inventory reduction Price

**\$2895.00 \*\*\*Shipping Special \$99.00.**

\*\*\*To qualify for the \$99.00 shipping, it must go to a business address that has a fork lift and loading dock Call 910 747 9000 or email [sales@americantowingandrecoveryinstitute.org](mailto:sales@americantowingandrecoveryinstitute.org)  
All binders are Dura-bilt brand



# NEVER!!!

Exceed Working Load Limit, Death or Injury Can Occur!

BA Products has always advertised the working load limits of their wire rope assemblies at a 5:1 ratio. This is the standard for overhead lifting wire rope. However, there is a national SAEJ standard that specifies a ratio specific to towing and recovery procedures for wire rope: SAEJ959. This code states that a ratio of 3.55:1 is to be used for all wire rope used on a towing and or a recovery unit. Below are the updated Working Load Limits for this 3.55:1 ratio.

All wire rope is 6 x 25 Extra Improved Plow Steel (EIPS) unless noted		
B/A Wire Type	Prior WLL (5:1)	Updated WLL (3.55:1)
3/8" PS Series Fiber Core	2,680 lbs.	3,780 lbs.
3/8" SC Series Steel Core	3,020 lbs.	4,250 lbs.
3/8" GC (7x19 Galvanized Aircraft Cable)	2,880 lbs.	4,050 lbs.
7/16" PS Series Fiber Core	3,640 lbs.	5,120 lbs.
7/16" SC Series Steel Core	4,080 lbs.	5,740 lbs.
1/2" PS Series Fiber Core	4,720 lbs.	6,650 lbs.
1/2" SC Series Steel Core	5,320 lbs.	7,490 lbs.
9/16" PS Series Fiber Core	5,400 lbs.	8,390 lbs.
9/16" SC Series Steel Core	5,800 lbs.	9,520 lbs.
5/8" PS Series Fiber Core	7,360 lbs.	10,360 lbs.
5/8" SC Series Steel Core	8,240 lbs.	11,600 lbs.
3/4" SC Series Steel Core (6x37 Class)	10,240 lbs.	16,560 lbs.



## Industry Standard Cable Assemblies - 3/8" Cable Assemblies

### Fiber Core - WLL 3780 lbs @ 3.55:1 & Minimum Breaking Strength 13,420 lbs



Part #	Size	Hook Type	Non Member	Member	Weight
#4-38PS35	3/8" x 35'	Straight Hook	\$50.65 ea	\$42.46 ea	13 lbs
#4-38PS35S	3/8" x 35'	Swivel Hook	\$60.89 ea	\$51.04 ea	13 lbs
#4-38PS35LH	3/8" x 35'	Swivel Self Locking Hook	\$79.48 ea	\$66.63 ea	13 lbs
#4-38PS50	3/8" x 50'	Straight Hook	\$60.97 ea	\$51.11 ea	16 lbs
#4-38PS50S	3/8" x 50'	Swivel Hook	\$67.85 ea	\$56.88 ea	16 lbs
#4-38PS50LH	3/8" x 50'	Swivel Self Locking Hook	\$85.65 ea	\$71.81 ea	16 lbs
#4-38PS75	3/8" x 75'	Straight Hook	\$73.61 ea	\$61.71 ea	21 lbs
#4-38PS75S	3/8" x 75'	Swivel Hook	\$83.43 ea	\$69.94 ea	21 lbs
#4-38PS75LH	3/8" x 75'	Swivel Self Locking Hook	\$101.24 ea	\$84.87 ea	21 lbs
#4-38PS100	3/8" x 100'	Straight Hook	\$100.28 ea	\$84.07 ea	27 lbs
#4-38PS100S	3/8" x 100'	Swivel Hook	\$110.00 ea	\$92.22 ea	27 lbs
#4-38PS100LH	3/8" x 100'	Swivel Self Locking Hook	\$127.89 ea	\$107.21 ea	27 lbs
#4-38PS125S	3/8" x 125'	Swivel Hook	\$126.44 ea	\$105.99 ea	32 lbs
#4-38PS125LH	3/8" x 125'	Swivel Self Locking Hook	\$144.93 ea	\$120.99 ea	32 lbs
#4-38PS150	3/8" x 150'	Straight Hook	\$129.01 ea	\$108.15 ea	38 lbs
#4-38PS150S	3/8" x 150'	Swivel Hook	\$138.81 ea	\$116.37 ea	38 lbs
#4-38PS150LH	3/8" x 150'	Swivel Self Locking Hook	\$156.70 ea	\$131.36 ea	38 lbs

All assemblies feature swaged eye with thimble. Every hook comes with a latch kit. You can choose between steel or fiber core cables and straight alloy hook, swivel alloy hook or swivel self locking hook.

### Steel Core - WLL 4250 lbs @ 3.55:1 & Minimum Breaking Strength 15,100 lbs




Part #	Size	Hook Type	Non Member	Member	Weight
#4-38SC35	3/8" x 35'	Straight Hook	\$52.55 ea	\$44.06 ea	14 lbs
#4-38SC35S	3/8" x 35'	Swivel Hook	\$63.04 ea	\$52.85 ea	14 lbs
#4-38SC35LH	3/8" x 35'	Swivel Self Locking Hook	\$81.45 ea	\$68.28 ea	14 lbs
#4-38SC50	3/8" x 50'	Straight Hook	\$61.16 ea	\$51.27 ea	18 lbs
#4-38SC50S	3/8" x 50'	Swivel Hook	\$67.85 ea	\$56.88 ea	18 lbs
#4-38SC50LH	3/8" x 50'	Swivel Self Locking Hook	\$85.49 ea	\$71.67 ea	18 lbs
#4-38SC75	3/8" x 75'	Straight Hook	\$78.27 ea	\$65.62 ea	22 lbs
#4-38SC75S	3/8" x 75'	Swivel Hook	\$88.16 ea	\$73.91 ea	22 lbs
#4-38SC75LH	3/8" x 75'	Swivel Self Locking Hook	\$105.79 ea	\$88.69 ea	22 lbs
#4-38SC100	3/8" x 100'	Straight Hook	\$100.28 ea	\$84.07 ea	30 lbs
#4-38SC100S	3/8" x 100'	Swivel Hook	\$110.20 ea	\$92.22 ea	30 lbs
#4-38SC100LH	3/8" x 100'	Swivel Self Locking Hook	\$127.89 ea	\$107.21 ea	30 lbs
#4-38SC125	3/8" x 125'	Straight Hook	\$120.32 ea	\$100.87 ea	36 lbs
#4-38SC125S	3/8" x 125'	Swivel Hook	\$130.13 ea	\$109.09 ea	36 lbs
#4-38SC125LH	3/8" x 125'	Swivel Self Locking Hook	\$147.93 ea	\$124.01 ea	36 lbs
#4-38SC150	3/8" x 150'	Straight Hook	\$140.61 ea	\$117.88 ea	43 lbs
#4-38SC150S	3/8" x 150'	Swivel Hook	\$150.60 ea	\$126.25 ea	43 lbs
#4-38SC150LOH	3/8" x 150'	Swivel Self Locking Hook	\$168.32 ea	\$141.11 ea	43 lbs



## Industry Standard Cable Assemblies – 7/16” Cable Assemblies

### Fiber Core - WLL 5,120 lbs @ 3.55:1 & Minimum Breaking Strength 18,200 lbs



Part #	Size	Hook Type	Non Member	Member	Weight
4-716PS50	7/16" x 50'	Straight Hook	\$72.93 ea	<span style="color: red;">\$61.14 ea</span>	18 lbs
4-716PS50S	7/16" x 50'	Swivel Hook	\$82.73 ea	<span style="color: red;">\$69.36 ea</span>	20 lbs
4-716PS50LH	7/16" x 50'	Swivel Self Locking Hook	\$115.50 ea	<span style="color: red;">\$96.82 ea</span>	20 lbs
4-716PS75	7/16" x 75'	Straight Hook	\$94.36ea	<span style="color: red;">\$79.10 ea</span>	24 lbs
4-716PS75S	7/16" x 75'	Swivel Hook	\$104.16 ea	<span style="color: red;">\$87.32 ea</span>	28 lbs
4-716PS75LH	7/16" x 75'	Swivel Self Locking Hook	\$137.01 ea	<span style="color: red;">\$114.86 ea</span>	28 lbs
4-716PS100	7/16" x 100'	Straight Hook	\$120.66 ea	<span style="color: red;">\$101.15 ea</span>	33 lbs
4-716PS100S	7/16" x 100'	Swivel Hook	\$130.56 ea	<span style="color: red;">\$109.45 ea</span>	37 lbs
4-716PS100LH	7/16" x 100'	Swivel Self Locking Hook	\$163.33 ea	<span style="color: red;">\$136.92 ea</span>	37 lbs
4-716PS125S	7/16" x 125'	Swivel Hook	\$158.17 ea	<span style="color: red;">\$132.59 ea</span>	45 lbs
4-716PS125LH	7/16" x 125'	Swivel Self Locking Hook	\$191.01 ea	<span style="color: red;">\$160.13 ea</span>	45 lbs
4-716PS150S	7/16" x 150'	Swivel Hook	\$176.74 ea	<span style="color: red;">\$148.16 ea</span>	54 lbs
4-716PS150LH	7/16" x 150'	Swivel Self Locking Hook	\$209.60 ea	<span style="color: red;">\$175.71 ea</span>	54 lbs

All assemblies feature swaged eye with thimble. Every hook comes with a latch kit. You can choose between steel or fiber core cables and straight alloy hook, swivel alloy hook or swivel self locking hook.


### Steel Core - WLL 5,740 lbs @ 3.55:1 & Minimum Breaking Strength 20,400 lbs



Part #	Size	Hook Type	Non Member	Member	Weight
4-716SC50S	7/16" x 50'	Swivel Hook	\$89.36 ea	<span style="color: red;">\$74.91 ea</span>	24 lbs
4-716SC50LH	7/16" x 50'	Swivel Self Locking Hook	\$122.21 ea	<span style="color: red;">\$102.45 ea</span>	24 lbs
4-716SC75	7/16" x 75'	Straight Hook	\$99.05 ea	<span style="color: red;">\$82.99 ea</span>	32 lbs
4-716SC75S	7/16" x 75'	Swivel Hook	\$108.72 ea	<span style="color: red;">\$91.14 ea</span>	34 lbs
4-716SC75LH	7/16" x 75'	Swivel Self Locking Hook	\$141.40 ea	<span style="color: red;">\$118.54 ea</span>	34 lbs
4-716SC100	7/16" x 100'	Straight Hook	\$126.52 ea	<span style="color: red;">\$106.06 ea</span>	40 lbs
4-716SC100S	7/16" x 100'	Swivel Hook	\$136.41 ea	<span style="color: red;">\$114.35 ea</span>	42 lbs
4-716SC100LH	7/16" x 100'	Swivel Self Locking Hook	\$168.72 ea	<span style="color: red;">\$141.82 ea</span>	42 lbs
4-716SC125	7/16" x 125'	Straight Hook	\$154.56 ea	<span style="color: red;">\$129.57 ea</span>	50 lbs
4-716SC125S	7/16" x 125'	Swivel Hook	\$164.45 ea	<span style="color: red;">\$137.86 ea</span>	52 lbs
4-716SC125LH	7/16" x 125'	Swivel Self Locking Hook	\$197.29 ea	<span style="color: red;">\$165.40 ea</span>	52 lbs
4-716SC150	7/16" x 150'	Straight Hook	\$182.50 ea	<span style="color: red;">\$152.99 ea</span>	60 lbs
4-716SC150S	7/16" x 150'	Swivel Hook	\$192.22 ea	<span style="color: red;">\$161.14 ea</span>	62 lbs
4-716SC150LH	7/16" x 150'	Swivel Self Locking Hook	\$224.90 ea	<span style="color: red;">\$188.54 ea</span>	62 lbs

## Industry Standard Cable Assemblies – 1/2" Cable Assemblies

### Fiber Core - WLL 6,650 lbs @ 3.55:1 & Minimum Breaking Strength 23,600 lbs



Part #	Size	Hook Type	Non Member	Member	Weight
4-12PS50	1/2" x 50'	Straight Hook	\$106.73 ea	<span style="color: red;">\$89.47 ea</span>	26 lbs
4-12PS50S	1/2" x 50'	Swivel Hook	\$121.69 ea	<span style="color: red;">\$102.02 ea</span>	27 lbs
4-12PS50LH	1/2" x 50'	Swivel Self Locking Hook	\$205.83 ea	<span style="color: red;">\$172.55 ea</span>	27 lbs
4-12PS75	1/2" x 75'	Straight Hook	\$138.04 ea	<span style="color: red;">\$115.72 ea</span>	38 lbs
4-12PS75S	1/2" x 75'	Swivel Hook	\$153.44 ea	<span style="color: red;">\$128.63 ea</span>	39 lbs
4-12PS75LH	1/2" x 75'	Swivel Self Locking Hook	\$221.08 ea	<span style="color: red;">\$185.63 ea</span>	39 lbs
4-12PS100	1/2" x 100'	Straight Hook	\$169.77 ea	<span style="color: red;">\$142.32 ea</span>	50 lbs
4-12PS100S	1/2" x 100'	Swivel Hook	\$185.42 ea	<span style="color: red;">\$155.44 ea</span>	51 lbs
4-12PS100LH	1/2" x 100'	Swivel Self Locking Hook	\$250.97 ea	<span style="color: red;">\$210.39 ea</span>	51 lbs
4-12PS150	1/2" x 150'	Straight Hook	\$233.68 ea	<span style="color: red;">\$195.90 ea</span>	62 lbs
4-12PS150S	1/2" x 150'	Swivel Hook	\$249.41 ea	<span style="color: red;">\$209.09 ea</span>	63 lbs
4-12PS150LH	1/2" x 150'	Swivel Self Locking Hook	\$315.03 ea	<span style="color: red;">\$264.10 ea</span>	63 lbs
4-12PS200	1/2" x 200'	Straight Hook	\$294.18 ea	<span style="color: red;">\$249.61 ea</span>	85 lbs
4-12PS200S	1/2" x 200'	Swivel Hook	\$309.56 ea	<span style="color: red;">\$262.65 ea</span>	86 lbs
4-12PS200LH	1/2" x 200'	Swivel Self Locking Hook	\$374.06 ea	<span style="color: red;">\$317.38 ea</span>	86 lbs

All assemblies feature swaged eye with thimble. Every hook comes with a latch kit. You can choose between steel or fiber core cables and straight alloy hook, swivel alloy hook or swivel self locking hook.

### Steel Core - WLL 7,490 lbs @ 3.55:1 & Minimum Breaking Strength 26,600 lbs



Part #	Size	Hook Type	Non Member	Member	Weight
4-12SC50	1/2" x 50'	Straight Hook	\$117.92 ea	<span style="color: red;">\$98.85 ea</span>	28 lbs
4-12SC50S	1/2" x 50'	Swivel Hook	\$133.40 ea	<span style="color: red;">\$111.83 ea</span>	31 lbs
4-12SC50LH	1/2" x 50'	Swivel Self Locking Hook	\$211.08 ea	<span style="color: red;">\$176.89 ea</span>	31 lbs
4-12SC75	1/2" x 75'	Straight Hook	\$149.90 ea	<span style="color: red;">\$125.66 ea</span>	38 lbs
4-12SC75S	1/2" x 75'	Swivel Hook	\$165.38 ea	<span style="color: red;">\$138.64 ea</span>	40 lbs
4-12SC75LH	1/2" x 75'	Swivel Self Locking Hook	\$230.84 ea	<span style="color: red;">\$193.52 ea</span>	40 lbs
4-12SC100	1/2" x 100'	Straight Hook	\$184.65 ea	<span style="color: red;">\$154.80 ea</span>	57 lbs
4-12SC100S	1/2" x 100'	Swivel Hook	\$200.05 ea	<span style="color: red;">\$167.71 ea</span>	59 lbs
4-12SC100LH	1/2" x 100'	Swivel Self Locking Hook	\$265.58 ea	<span style="color: red;">\$222.64ea</span>	59 lbs
4-12SC150	1/2" x 150'	Straight Hook	\$266.65 ea	<span style="color: red;">\$222.14 ea</span>	67 lbs
4-12SC150S	1/2" x 150'	Swivel Hook	\$280.38 ea	<span style="color: red;">\$235.05 ea</span>	69 lbs
4-12SC150LH	1/2" x 150'	Swivel Self Locking Hook	\$346.09 ea	<span style="color: red;">\$290.14 ea</span>	69 lbs
4-12SC200	1/2" x 200'	Straight Hook	\$329.51 ea	<span style="color: red;">\$279.96 ea</span>	95 lbs
4-12SC200S	1/2" x 200'	Swivel Hook	\$345.16 ea	<span style="color: red;">\$292.87 ea</span>	100 lbs
4-12SC200LH	1/2" x 200'	Swivel Self Locking Hook	\$410.09 ea	<span style="color: red;">\$247.96 ea</span>	100 lbs

## Industry Standard Cable Assemblies – 9/16” Cable Assemblies

**Fiber Core - WLL 8,390 lbs @ 3.55:1 & Minimum Breaking Strength 29,800 lbs**



Straight Hook



Swivel Hook



Swivel Self  
Locking

Part #	Size	Hook Type	Non Member	Member	Weight
4-916PS75S	9/16" x 75'	Swivel Hook	\$205.89 ea	<span style="color: red;">\$172.61 ea</span>	52 lbs
4-916PS75LH	9/16" x 75'	Swivel Self Locking Hook	\$255.44 ea	<span style="color: red;">\$214.14 ea</span>	52 lbs
4-916PS100S	9/16" x 100'	Swivel Hook	\$244.10 ea	<span style="color: red;">\$204.55 ea</span>	62 lbs
4-916PS100LH	9/16" x 100'	Swivel Self Locking Hook	\$293.54 ea	<span style="color: red;">\$246.08 ea</span>	62 lbs
4-916PS150	9/16" x 150'	Straight Hook	\$302.39 ea	<span style="color: red;">\$253.50 ea</span>	84 lbs
4-916PS150S	9/16" x 150'	Swivel Hook	\$323.55 ea	<span style="color: red;">\$271.24 ea</span>	87 lbs
4-916PS175S	9/16" x 175'	Swivel Hook	\$352.62 ea	<span style="color: red;">\$295.61 ea</span>	98 lbs
4-916PS200S	9/16" x 200'	Swivel Hook	\$403.01 ea	<span style="color: red;">\$337.86 ea</span>	113 lbs
4-916PS200LH	9/16" x 200'	Swivel Self Locking Hook	\$452.39 ea	<span style="color: red;">\$379.25 ea</span>	113 lbs

All assemblies feature swaged eye with thimble. Every hook comes with a latch kit. You can choose between steel or fiber core cables and straight alloy hook, swivel alloy hook or swivel self locking hook.

## **Steel Core - WLL 9,520 lbs @ 3.55:1 & Minimum Breaking Strength 33,800 lbs**



Straight Hook



Swivel Hook



Swivel Self  
Locking Hook

Part #	Size	Hook Type	Non Member	Member	Weight
4-916SC100	9/16" x 100'	Straight Hook	\$237.54 ea	<span style="color: red;">\$199.14 ea</span>	67 lbs
4-916SC100S	9/16" x 100'	Swivel Hook	\$258.37 ea	<span style="color: red;">\$216.59 ea</span>	70 lbs
4-916SC100LH	9/16" x 100'	Swivel Self Locking Hook	\$131.64 ea	<span style="color: red;">\$262.95 ea</span>	70 lbs
4-916SC150	9/16" x 150'	Straight Hook	\$319.77 ea	<span style="color: red;">\$268.07 ea</span>	92 lbs
4-916SC150S	9/16" x 150'	Swivel Hook	\$340.93 ea	<span style="color: red;">\$285.81 ea</span>	96 lbs
4-916SC150LH	9/16" x 150'	Swivel Self Locking Hook	\$390.11 ea	<span style="color: red;">\$327.04 ea</span>	96 lbs
4-916SC200	9/16" x 200'	Straight Hook	\$400.35 ea	<span style="color: red;">\$335.62 ea</span>	124 lbs
4-916SC200S	9/16" x 200'	Swivel Hook	\$421.42 ea	<span style="color: red;">\$353.29 ea</span>	127 lbs
4-916SC200LH	9/16" x 200'	Swivel Self Locking Hook	\$470.54 ea	<span style="color: red;">\$394.46 ea</span>	127 lbs
4-916SC250S	9/16" x 250'	Swivel Hook	\$505.46 ea	<span style="color: red;">\$423.74 ea</span>	175 lbs

## Industry Standard Cable Assemblies – 5/8” Cable Assemblies

### Fiber Core - WLL 10,360 lbs @ 3.55:1 & Minimum Breaking Strength 36,800 lbs



Part #	Size	Hook Type	Non Member	Member	Weight
4-58PS75S	5/8" x 75'	Swivel Hook	\$241.93 ea	<span style="color: red;">\$202.82 ea</span>	58 lbs
4-58PS75LH	5/8" x 75'	Swivel Self Locking Hook	\$290.10 ea	<span style="color: red;">\$243.19 ea</span>	58 lbs
4-58PS100S	5/8" x 100'	Swivel Hook	\$292.67 ea	<span style="color: red;">\$245.35 ea</span>	70 lbs
4-58PS100LH	5/8" x 100'	Swivel Self Locking Hook	\$340.75 ea	<span style="color: red;">\$285.66 ea</span>	70 lbs
4-58PS150S	5/8" x 150'	Swivel Hook	\$383.15 ea	<span style="color: red;">\$321.20 ea</span>	96 lbs
4-58PS200S	5/8" x 200'	Swivel Hook	\$479.91 ea	<span style="color: red;">\$402.32 ea</span>	126 lbs
4-58PS200LH	5/8" x 200'	Swivel Self Locking Hook	\$528.15 ea	<span style="color: red;">\$442.76 ea</span>	126 lbs
4-58PS250S	5/8" x 250'	Swivel Hook	\$575.80 ea	<span style="color: red;">\$482.71 ea</span>	171 lbs

All assemblies feature swaged eye with thimble. Every hook comes with a latch kit. You can choose between steel or fiber core cables and straight alloy hook, swivel alloy hook or swivel self locking hook.

### Steel Core - WLL 11,600 lbs @ 3.55:1 & Minimum Breaking Strength 41,200 lbs



Part #	Size	Hook Type	Non Member	Member	Weight
4-58SC75	5/8" x 75'	Straight Hook	\$243.03 ea	<span style="color: red;">\$206.21 ea</span>	63 lbs
4-58SC75S	5/8" x 75'	Swivel Hook	\$261.72 ea	<span style="color: red;">\$222.20 ea</span>	65 lbs
4-58SC75LH	5/8" x 75'	Swivel Self Locking Hook	\$309.31 ea	<span style="color: red;">\$262.44 ea</span>	65 lbs
4-58SC100S	5/8" x 100'	Swivel Hook	\$308.60 ea	<span style="color: red;">\$258.26 ea</span>	88 lbs
4-58SC100LH	5/8" x 100'	Swivel Self Locking Hook	\$361.96 ea	<span style="color: red;">\$298.63 ea</span>	88 lbs
4-58SC150	5/8" x 150'	Straight Hook	\$391.83 ea	<span style="color: red;">\$328.48 ea</span>	120 lbs
4-58SC150S	5/8" x 150'	Swivel Hook	\$405.75 ea	<span style="color: red;">\$310.75 ea</span>	123 lbs
4-58SC150LH	5/8" x 150'	Swivel Self Locking Hook	\$400.20 ea	<span style="color: red;">\$384.72 ea</span>	123 lbs
4-58SC200	5/8" x 200'	Straight Hook	\$494.13 ea	<span style="color: red;">\$419.29 ea</span>	154 lbs
4-58SC200S	5/8" x 200'	Swivel Hook	\$519.12 ea	<span style="color: red;">\$435.19 ea</span>	157 lbs
4-58SC200LH	5/8" x 200'	Swivel Self Locking Hook	\$567.55 ea	<span style="color: red;">\$475.79 ea</span>	157 lbs
4-58SC250S	5/8" x 250'	Swivel Hook	\$625.77 ea	<span style="color: red;">\$524.59 ea</span>	182 lbs
4-58SC250LH	5/8" x 250'	Swivel Self Locking Hook	\$674.11 ea	<span style="color: red;">\$565.12 ea</span>	182 lbs



## Heavy Duty Top Shelf Winch Line Assemblies with Yoke Hook

The following assemblies are made from 6 x 37 steel core extra improved plow steel which provides a working load limit of 16,560 lbs which used with the towing industry's standard 3.5 to 1 design factor. Top of the line domestic hooks & thimbles are used on these assemblies.

Part #	Size	Hook Type	Non Member	Member	Weight	Working Load Limit
4-34EI200S	3/4" x 200'	Swivel Hook	\$726.87 ea	\$609.35 ea	299 lbs	16,560 lbs
4-34EI200LH	3/4" x 200'	Swivel Self Locking Hook	\$889.46 ea	\$745.65 ea	310 lbs	16,560 lbs
4-34EI250S	3/4" x 250'	Swivel Hook	\$851.10 ea	\$713.50 ea	431 lbs	16,560 lbs
4-34EI250LH	3/4" x 250'	Swivel Self Locking Hook	\$1022.69 ea	\$857.35 ea	442 lbs	16,560 lbs

Other cable assemblies with different hook combinations and lengths are available upon request. Give us a call for special orders (910) 747-9000 or email [sales@americantowingandrecoveryinstitute.org](mailto:sales@americantowingandrecoveryinstitute.org)

## Gunnebo Johnson Wedge Sockets for Cable Repair



Part #	Size	Non Member	Member	Weight
4-38WS	Fits 3/8" Chain	\$141.92 ea	\$118.97 ea	4 lbs
4-716WS	Fits 7/16" Chain	\$141.92 ea	\$118.97 ea	4 lbs
4-12WS	Fits 1/2" Chain	\$141.92 ea	\$118.97 ea	4 lbs
4-58WS	Fits 5/8" Chain	\$197.06 ea	\$167.20 ea	9 lbs
4-34WS	Fits 3/4" Chain	\$246.41 ea	\$204.57 ea	10 lbs

Created to be used for field repairs of broken or damaged wire rope. If your rope needs to be re spliced while on the job you can pass the wire rope around the wedge and pass it thru the socket creating a tight fit around the wire rope. Be sure to leave enough wire rope on the "dead end" to use the recommended three wire clamps to secure.

## Synthetic Plasma Winch Lines - Made in USA

Plasma synthetic lines are extremely tight and will NOT remain flat, the line will stay round on the drum. All-Grip Plasma Winch Lines have a self-locking swivel hook attached and uses a special process, High Performance Modulus Polyethylene (HMPE) that delivers super light and super strong fibers by a patented recrystallization process and this process makes the fibers run like fiber rope...

Load Limits – (3.55:1) Design Factor per as per ASME/ASTM B30.5, formerly SAEJ959

Features:

- ✓ 3/8" diameter with a Min. Break Strength (MBS) of 17,500 lbs
- ✓ 7/16" diameter with a Min. Break Strength (MBS) of 21,000 lbs
- ✓ High strength
- ✓ Low stretch
- ✓ Low creep
- ✓ High melting point
- ✓ Self-locking hook provided
- ✓ Plasma processed
- ✓ Made in the USA



Part #`	Size	Non Member	Member	Working Load Limit
PWL3850	3/8" x 50'	\$175.50 ea	\$150.00 ea	17,500 lbs
PWL3875	3/8" x 75'	\$215.00 ea	\$195.00 ea	17,500 lbs
PWL38100	3/8" x 100'	\$250.00 ea	\$220.00 ea	17,500 lbs

## Snatch Blocks

### Skookum Lightweight Snatch Blocks



Part #	Size	Non Member	Member	WLL	Weight
6K-15T10A	10" Sheave Fits 3/4"-7/8" cable	\$1904.58 ea	<b>\$1596.66 ea</b>	15 tons	44 lbs

- Lightweight – 44 lbs for 15 ton block
- For use with 3/4" – 7/8" wire synthetic rope
- Latch Forged swivel hook comes as standard equipment
- Innovative lightweight hook combines a customer high strength alloy with a low profile design, creating a tremendous weight to strength ratio
- 4:1 design factor
- Lightweight composite sheave is made with a material blend that is specifically designed for increased strength and durability
- Should any marring of the sheave tread occur, the composite material will cause NO abrasion on the wire rope, unlike traditional alloy sheave materials
- ASME B30.26 Compliant
- Made in the USA

### Skookum Standard Snatch Blocks



Part #	Size	Non Member	Member	WLL	Weight
6S-15T8	Fits 3/4" – 7/8" cable	\$1057.09 ea	<b>\$938.22 ea</b>	15 ton	51 lbs
6S-15T10	fits 3/4 - 7/8" cable	\$1132.50 ea	<b>\$1001.50 ea</b>	15 ton	62 lbs

### Crosby McKissick Snatch Blocks

#### 2 ton 3" Sheave with Hook N-418

New, unused with signs of shelf life

**\$170.00 Non Member \$155.00 Member**



**\*\*Latch Kit Not Included**

#### 4 ton 4.5" Sheave with Hook 418

New, unused with signs of shelf life

**\$295.00 Non Member \$270.00 Member**



**Additional Crosby/McKissick Snatch blocks on page 71 of this catalog**

## Import Snatch Blocks

### Yoke High Quality Import Snatch Blocks with Hook



Part #	Size	Non Member	Member	WLL	Weight
6Y-2T3	Fits 5/16" – 3/8" Cable	\$116.28 ea	<b>\$97.48 ea</b>	2 tons	6 lbs
6Y-4T4	Fits 3/8" – 1/2" Cable	\$213.89 ea	<b>\$179.31 ea</b>	4 tons	13 lbs
6Y-8T6	Fits 5/8" – 3/4" Cable	\$445.59 ea	<b>\$373.55 ea</b>	8 tons	29 lbs
6Y-8T8	Fits 5/8" – 3/4" Cable	\$487.82ea	<b>\$408.95 ea</b>	8 tons	42 lbs

### Yoke High Quality Import Snatch Blocks with Chain



Part #	Size	Non Member	Member	WLL	Weight
6Y-2TSW30	Fits 5/16" – 3/8" Cable	\$133.17 ea	<b>\$112.98 ea</b>	2 tons	8 lbs
6Y-4TSW30	Fits 3/8" – 1/2" Cable	\$266.31 ea	<b>\$225.96 ea</b>	4 tons	18 lbs

### Import China Snatch Block with Hook



Part #	Size	Non Member	Member	WLL	Weight
6I-2T3	Fits 5/16" – 3/8" Cable	\$43.80 ea	<b>\$34.14 ea</b>	2 tons	6 lbs
6I-3T3	Fits 3/8" – 1/2" Cable	\$63.04 ea	<b>\$52.85 ea</b>	3 tons	6 lbs
6I-4T4	Fits 3/8" – 1/2" Cable	\$74.84 ea	<b>\$65.35 ea</b>	4 tons	14 lbs
6I-8T6	Fits 5/8" – 3/4" Cable	\$136.14 ea	<b>\$114.13 ea</b>	8 tons	27 lbs
6I-8T8	Fits 5/8" – 3/4" Cable	\$172.61 ea	<b>\$144.70 ea</b>	8 tons	37 lbs
6I-15T8	Fits 3/4" – 7/8" Cable	\$263.50 ea	<b>\$219.10 ea</b>	15 tons	57 lbs
6I-15T10	Fits 3/4" – 7/8" Cable	\$349.50 ea	<b>\$290.95 ea</b>	15 tons	76 lbs

### Import Snatch Block with Chain & Hook



Part #	Size	Non Member	Member	WLL	Weight
6I-2TSW30	Fits 5/16" – 3/8" Cable	\$65.28 ea	<b>\$54.73 ea</b>	2 tons	9 lbs
6I-4TSW30	Fits 3/8" – 1/2" Cable	\$153.44 ea	<b>\$128.63 ea</b>	4 tons	19 lbs

### Import Snatch Block with Shackles



Part #	Size	Non Member	Member	WLL	Weight
6I-SW2T	Fits 5/16" – 3/8" Cable	\$44.37 ea	<b>\$37.20 ea</b>	2 tons	5 lbs
6I-SW4T	Fits 3/8" – 1/2" Cable	\$82.40 ea	<b>\$69.08 ea</b>	4 tons	14 lbs
6I-SW8T	Fits 5/8" – 3/4" Cable	\$163.16 ea	<b>\$136.78 ea</b>	8 tons	28 lbs

## Yoke Alloy Snatch Blocks

- Meets all requirements of ASME B30.26
- Bronze bushed with grease fittings
- Latched swivel hook standard
- Closed die forged steel sheaves
- Fatigue rated and date coded
- Forged components 100% Magnaflux inspected



### Snatch Block with Latched Swivel Hook

Part #	Description/Size	Non Member	Member	WLL	Weight
6Y-12T6A	6" Sheave - 3/4" – 7/8" Cable	\$738.44 ea	<b>\$619.05 ea</b>	12 tons	31 lbs
6Y-12T8A	8" Sheave - 3/4" – 7/8" Cable	\$861.09 ea	<b>\$721.87 ea</b>	12 tons	37 lbs
6Y-12T10A **Temporarily out of stock	10" Sheave - 3/4" – 7/8" Cable	\$946.06 ea	<b>\$793.10 ea</b>	12 tons	46 lbs



### Snatch Block with Swivel Shackle

Part #	Description/Size	Non Member	Member	WLL	Weight
6Y-12T8SWA	8" Sheave - 3/4" – 7/8" Cable	\$981.33 ea	<b>\$822.67 ea</b>	12 tons	37 lbs
6Y-12T10SWA	10" Sheave - 3/4" – 7/8" Cable	\$1086.34 ea	<b>\$910.70 ea</b>	12 tons	46 lbs



### McKissick All Alloy Snatch Blocks by Crosby Model 416

Part #	Description/Size	Non Member	Member	WLL	Weight
193000	6" Sheave - 3/4" Cable	\$739.20 ea	<b>\$627.20 ea</b>	8.5 tons	26 lbs
193490	8" Shave - 3/4" – 7/8" Cable	\$1123.65 ea	<b>\$953.40 ea</b>	12 tons	33 lbs
193613	10' Sheave - 3/4" – 7/8" Cable	\$1235.85 ea	<b>\$1048.60 ea</b>	12 tons	41 lbs



### McKissick Light Champion Snatch Block by Crosby Model 418

Part #	Description/Size	Non Member	Member	WLL	Weight
108225	8" Sheave - 5/8" – 3/4" Cable	\$620.57 ea	<b>\$526.54 ea</b>	8 ton	34 lbs



### McKissick Champion Snatch Blocks by Crosby Model 420

Part #	Description/Size	Non Member	Member	WLL	Weight
108275	8" Sheave - 3/4" – 7/8" Cable	\$1488.30 ea	<b>\$1262.80 ea</b>	15 ton	56 lbs
108371	10" Sheave - 3/4" – 7/8" Cable	\$1631.85 ea	<b>\$1384.60 ea</b>	15 ton	77 lbs

## Domestic Snatch Blocks

### Gunnebo Now Only Sells with Latch Kit

Part #`	Description/Size	Non Member	Member	WLL	Weight
6-1L	3" Sheave - 5/16" – 3/8" Cable	\$201.97 ea	<b>\$175.91 ea</b>	2 tons	5 lbs
6-2L	4.5" Sheave - 3/8" – 1/2" Cable	\$368.01 ea	<b>\$320.52 ea</b>	4 tons	15 lbs
6-3L	6" Sheave - 5/8" – 3/4" Cable	\$530.12 ea	<b>\$461.71 ea</b>	8 tons	27 lbs
6-3AL	8" Sheave - 5/8" – 3/4" Cable	\$584.09 ea	<b>\$508.72 ea</b>	8 tons	35 lbs
6-4L	8" Sheave - 3/4" – 7/8" Cable	\$1214.30 ea	<b>\$1057.62 ea</b>	12 tons	57 lbs
6-4AL	10" Sheave - 3/4" – 7/8" Cable	\$1237.29 ea	<b>\$1077.64 ea</b>	12 tons	61 lbs
6-5L	8" Sheave 3/4" – 7/8" Cable	\$1289.51 ea	<b>\$1123.17 ea</b>	15 ton	64 lbs





## Accessories

### Brake Buddy

**#BB-1** Brake buddy allows you to stop the vehicle your heavy duty truck is towing by simply attaching to the brake pedal of the vehicle in tow. When you apply the brakes, the air hoses from your Heavy Duty tow truck engage the brakes of the vehicle you are towing. 11 lbs

**\$961.84 ea Non Member \$806.37 ea Member**



### Inflatable Lock-Out Wedge

**#12-275** The inflatable air wedge carefully separates the door panel from the vehicles window, allowing easy access for long reach door tools. 1 lb

**\$37.84 ea Non Member \$31.72 ea Member**



### Long Lock-Out Tool

**#12-270** 54" long red alert door tool has a rigid design for excellent leverage. Features a powder coat finish and a protective tip. 2 lbs

**\$22.44 ea Non Member \$18.82 ea Member**



### Wedge Lock-Out Tool

**#12-W5** Wedge Lock Out plastic window wedge tool has rigid design that separates the door panel from the vehicles window, allowing easy access for the door tools. 5.5" Long x 2.2" Wide. 1 lb

**\$14.75 ea Non Member \$12.25 ea Member**



### Grizzly Bar

**#11-GBAR** This long pry bar is the perfect tool to move rocks, logs, and other large materials that may be in the way during recovery situations. Also used to pry an edge under a trailer or container to allow room for rigging such as chain, straps or cribbing. 55" 13 lbs

**\$175.80 ea Non Member \$147.38 ea Member**



### Strap Replacement Tool

High quality aluminum tubing that extends quickly and twist-locks securely in 3 stages. 53" – 96" 2lbs

**\$46.50 ea Non Member \$41.50 ea Member**



### Redigrab Tool

#### #RT-1 RediGrab Tool

High quality aluminum extends 3 stages. Durable & lightweight Great for grabbing chains & straps in hard to reach areas. Conveniently allows you to push items out of the way from a distance. Safely reach or locate items where your hands or feet shouldn't go. Easily twists to extend 3 1/2' to 8' long. 2 lbs **\$34.32 ea Non Member or \$28.77 ea Member**



## Accessories

### Spreader Bar Straps



**#38-LL8450Kit** – a quick way to lift a vehicle. This kit contains 4 straps and was created to help you professionally lift a vehicle up to 13,320 lbs carefully and securely from an accident scene using a spreader bar. There are multiple ways to attach to the casualty using terminal connections. The straps have 36" of ¼" grade 80 chain on one end to pass through the small holes of import vehicles and connect back to our exclusive Twist Lock Grab Hook. Set of 4 adjustable straps with chain, 3300 lbs working load limit per strap. 32 lbs **\$570.31/Kit Non Member** or **\$478.10/Kit Member**

#### **#38-LLRK** Round Sling Kit for Spreader Bar Straps.

Kit includes (4) 4' Green Round Slings, (4) Cordura Sleeves and (4) Round Sling Hooks to pass through rims of larger vehicles creating a terminal connection. There are 4 loops to quickly adjust length of varying weights. Each strap is rated at 4200 lbs working load limit. 18 lbs.

**\$490.06/Kit Non Member** or **\$410.83/Kit Member**



### 15' Collapsible Measuring Height Stick

#### **#BA-MS15**

- 4 foot crossarm
- Measures From 4'8" (1.43m) to 15' (4.57m)
- Collapses down to 53" (1.35m) for easy storage and shipping.
- 4 stage telescopic design
- Comes with a convenient hook and loop closure carry bag with handle
- Marked with both standard and metric
- Fluorescent safety green finish for high visibility
- Rubber foot to help grip pavement and to protect measuring stick from damage

5 lbs **\$166.92 ea Non Member** **\$139.93 ea Member**



### Secure A Strap

**#38-S1** Tired of your tail getting caught? Keep your straps up and out of the way to protect them from damage with the B/A Secure-a-Strap. This low cost solution will work with any tie-down kit or stand alone strap and also works great for neatly storing a variety of towing items when not in use. Keep your straps safe from damage! Neatly secure your strap "tail" when tying down a vehicle to be transported, keeping it in position and out of the way of possible drag or other damage. Simple and Easy solution for neatly storing your towing equipment when not in use. **\$3.01 ea** or **10/\$27.90 Non Member** **\$2.52 ea** or **10/\$22.85 Member**




## Accessories

### Aluminum Angle Iron

**#45-1** 1/2" x 56" angle iron is great for protection when sling towing or for use during recovery of trailers.

**\$156.70 ea NonMember \$131.36 ea Member**



### Guardian Angle with Catch Strap – Light Weight Aluminum

Provides reinforcement to the corners of trailers or box trucks.

**#45-3A24** 24" **\$228.42 ea Non Member \$191.49 ea Member**

**#45-3B42** 42" **\$354.77 ea Non Member \$297.42 ea Member**



### Balldog Plus

**#balldog** The Balldog Plus Hitch Attachment Device is the newest innovation in hitch attachment. Multiplr use hitch attachment device made with exclusive twist lock technology. Pear Link fits over 1-7/8", 2" and 2-5/16" Tow Balls, Large Oblong fits into 2" and 2-1/2" Receiver Tubes.

**Example A:** Place Pear Link over tow ball and secure with supplied safety hitch pin. Securely attach 5/16" chain using our patented Twist Lock™ Safety Latch Grab Hook. **Example B:** Place large oblong into receiver tube and secure with supplied safety hitch pin. Securely attach 5/16" chain using our Patented Twist Lock™ Safety Latch Grab Hook. **Example C:** Place large oblong into receiver tube and secure with supplied safety hitch pin. Use a latched slip hook, shackle or synthetic sling to securely connect to the pear link.

**\$44.10 ea Non Member or \$38.22 ea Member**



Example A



Example B



Example C

### Driveline Buddy

**#52-DLB-1** Driveline buddy is a convenient and hassle free tool to secure the driveline of a truck. Instead of needing to completely uninstall a driveline, the handy tool allows towers to easily and quickly secure the driveline when towing. 11 lbs **\$430.03 ea Non Member \$360.50 ea Member**





## Accessories

### Collins #40C-SLAD4 Aluminum SLX Dolly w/4.80×8 Aluminum Wheels

#### Self-Loading Hi-Speed® Dolly Includes:

- Aluminum 84" Telescoping Axles w/Zinc Plated Ends
- Diamond Cut Finish Aluminum Wheels
- 4.80 x 8 Tires – Rated 3,040 lbs.
- Greaseable Aluminum Hubs
- Aluminum Square Pry Bar w/Orange Grip
- Weight: 156 lbs

\$2024.45 Non Member

**\$1781.19 Member**



### BA Products 30 Foot 500 AMP Jumper Cable Kit

**#T3-PRO30** Extra Long 30' Cables with 5' Truck Harness

Made with Tangle-Free Vutron Cable, Fits Top and Side Post Batteries, Protective Coated Steel Clamps.

Ergonomically Designed Handles. All Terminals are Shrink Wrapped. Heavy 4 Gauge Conductors Made with 100% Copper Wire. Designed for Heavy-Duty Demands. 500 AMP Capacity. All Mounting Hardware and Instructions are Included. Built in Polarity Indicator.

When Green Indicator Light is Lit the Cables are Properly Connected.

If Indicator is Not Lit, Check for Proper Connection. 18 lbs

**\$218.80 ea Non Member \$183.43 ea Member**



### WeeGo Jump Starter – Pro Series Pro Pack

The WeeGo® series of portable jump starters are designed to be the most versatile, reliable and best-performing in the market! In addition to their unique design and technologically advanced Smarty Clamps®, they are packed with features that set them apart from the competition.

#41-N662PP N662 Pro Series Pro Pack KIT 4 lb

**\$280.42 ea Non Member \$237.93 ea Member**

#### WHAT'S IN THE BOX:

Pre-charged Power Pack, Smarty Clamps® with

Bypass Button to Jump Start 0V batteries,

OBDII 12V Memory Saver, Wall & Car Chargers, Hook & Lanyard,

Weather-Resistant Zippered Pouch, Quick Start Guide

660 AMPS IN THE PALM OF YOUR HAND

JUMP: Gas & Diesel Engines, 2,500 Peak Amps, 660 Cranking Amps

CHARGES: Phones, Tablets & Laptops, Detect-o-Matic™ USB, Quick Charge

POWERS: 12V Accessories, Inflators, Air Compressors & More

LIGHTS: Flashlight, Strobe, SOS, Lasts up to 30 Hours



### Drive line Wrenches 1/2" & 12 mm

Available in 1/2" and 12 mm.



This driveline tool makes even the most difficult driveline bolt easy to loosen.

**\$99.45 ea plus shipping**



## Accessories

### NEON or BLACK Interlocking Wreckmaster Tire Skates



48-WSN

**#48-WSN Neon or #48-WSB Black**

**\$95.65 ea Non Member \$83.99 ea Member**

Sold in sets of four. Features:

- Built-in groove for vehicles without wheels
- Set of four
- Skates can be attached together to accommodate larger vehicles



48-WSB

### New Improved! BA Products Green or Gray Interlocking Wreckmaster Tire Skates

New Features Include:

- New Chevron design for added strength and visual appeal
- Deeper, wider recess to accommodate rotors and brake drums
- A more aggressive beveled edge for approach climb onto truck deck
- Raised tab locks to eliminate "mushrooming" wear that prevents skates from locking together properly
- 3 Bottom Rails reduce surface contact area, decreasing resistance, and wear/ tear
- Added slots for strapping an item down onto the skate



48-701135



A901135

**#48-701135 \$95.65 Set of 4 Non Member \$83.99 Set of 4 Member**

### Container Skates



48-CSP5

**#48-CSP5 Low Profile Container Skate with Plug 4 lbs**

**\$74.92 ea Non Member \$62.80 ea Member**

**#48-CSP6 Container Skate with Plus 7 lbs**

**\$137.01 ea Non Member \$114.86 ea Member**



48-CSP6

### Control Arm Skates



48-CAS4

**#48-CAS4 4" Ball Joint Control Arm Skate 5 lbs**

**\$99.25 ea Non Member \$84.21 ea Member**

**#48-CAS6 6" Ball Joint Control Arm Skate 13 lbs**

**\$128.82 ea Non Member \$109.30 ea Member**



48-CAS6

### Safety Orange Single Tire Skate




**#48-2 Safety Orange 3.5"W b x 15.75" L 4 lbs**

**\$22.45 ea Non Member \$18.57 ea Member**

**\$41.50/2 Non Member \$37.55/2 Member**

**\$85.80/4 Non Member \$77.28/4 Member**

### Tire Skates by Turtle Plastics



Description	Part Number	Non Member	Member	Weight
Single Skate	48-ts325	\$27.15 ea	<b>\$22.64 ea</b>	3 lbs each
		\$52.95/2	<b>\$43.98/2</b>	
		\$105.99/4	<b>\$87.55/4</b>	
Double Skate	48-ts65	\$55.48/ea	<b>\$46.51 ea</b>	6 lbs each
		\$108.70/2	<b>\$90.95/2</b>	
		\$219.55/4	<b>\$183.78/4</b>	
Quad Skate	48-ts13	\$109.84 ea	<b>\$92.08/ea</b>	12 lbs each
		\$217.10/2	<b>\$182.31/2</b>	
		\$436.25/4	<b>\$364.98/4</b>	

## Accessories

### First Aid Kit (10 person)



**#26-10** – 10 person First Aid Kit 2 lbs

**\$32.33 ea Non Member \$27.36 ea Member**

### Cam Lock Assemblies

Plunger and Spring Design is easier and more reliable to use than the old style locking pins. Allows for one hand operation to open the assembly and put it into the automatic locking position. Pin will fully engage once the holes in your bar line up. Used on sling arms, stabilizer legs, wheel lift forks and more.



Part #	Size	A	B	C	Non Member	Member	Weight
16-CL12	1/2"	1/2"	2.57"	0.98"	\$20.99 ea	<b>\$17.60 ea</b>	1 lb
16-CL58	5/8"	5/8"	2.989"	1.18"	\$20.99 ea	<b>\$17.60 ea</b>	1 lb
16-CL34	3/4"	3/4"	2.989"	1.18"	\$21.51 ea	<b>\$18.03 ea</b>	1 lb
16-CL1	1"	1"	3.66"	1038"	\$32.33 ea	<b>\$37.10 ea</b>	2 lbs

### Rubber Chock



**#5-RWC1** Rubber Chock with Eye Bolt "H x 10"W x 7.5"D

Wheel Chock is made from heavy-duty rubber. Anchored eye allows you to attach a line to keep blocks together. 7lbs

**\$17.72 ea Non Member \$14.85 ea Member**

### Curved Forged D Ring



38-DR355

38-DR2

**#38-DR355** 1" Forged Curved Steel D Ring with Mounting Bracket. This D Ring is formed as a 55 degree angle extending out from the mounting surface. WLL 15,580 lbs, weighs 6 lbs **\$17.12 ea Non Member \$14.35 ea Member**

**#38-DR2** 1" Forged Curved Steel D Ring WLL 15,580 lbs, weighs 5 lbs

**\$15.40 ea Non Member \$12.91 ea Member**

### Weld on D Rings - Other Sizes Available



Part #	Description	Non Member	Member	WLL	Weight
38-DR58	5/8"	\$8.68 ea	<b>\$7.28 ea</b>	6130 lbs	2 lbs
38-DR34	3/4"	\$11.27ea	<b>\$9.45 ea</b>	9120 lbs	3 lbs



38-DR1



38-DR1SC

### V Bolt on D Rings

Part #	Description	Non Member	Member	WLL	Weight
38-DR1	1/2" – zinc plated	\$6.03 ea	<b>\$5.05 ea</b>	4080 lbs	1 lb
38-DR1SC	1/2" – Self Colored	\$4.31 ea	<b>\$3.61ea</b>	4080 lbs	1 lb



## Steel Matjack



Part #	Size	Max Working Pressure	Inflation Height	Non Member	Member	WLL	Weight
47-113S	15"x15"x1"	120 PSI	7.5"	\$1081.26 ea	\$906.44 ea	13 ton	10 lbs
47-122S	20"x20"x1"	120 PSI	9.5"	\$1423.12 ea	\$1193.04 ea	22 ton	28 lbs
47-132S	21"x25"x1"	120 PSI	12"	\$1639.77 ea	\$1374.66 ea	32 ton	35 lbs



### Valve Style Deadman Control

**#47-220** Controls inflation pressure with release valve and gauge. Hand held & easy to use. 2 lbs

**\$197.29 ea Non Member \$165.40 ea Member**



### Single Unit Deadman Control

**#47-201** Hand held push button deadman control with release to control pressurizing & deflation of high pressure MatJack air bags 2 lbs

**\$389.61 ea Non Member \$326.62 ea Member**



### Y Pressure Supply Hose

**#47-505** Used to connect a single air source to more than one control. 3 lbs **\$150.98 ea Non Member \$130.85 ea Member**



### 3/8" High Pressure Supply Hoses

Part #	Size/Color	Non Member	Member	Weight
47-515B	20' Black Hose	\$91.13 ea	\$78.98 ea	4 lbs
47-515U	20' Blue Hose	\$91.13 ea	\$78.98 ea	4 lbs
47-530B	30' Black Hose	\$121.95 ea	\$105.69 ea	5 lbs
47-530U	30' Blue Hose	\$121.95 ea	\$105.69 ea	5 lbs



### 10' Pressure Regulatory Hose

**#47-510** 3 lbs

**\$60.45 ea Non Member \$52.39 ea Member**

# TowMate



**#25-TM2D** 17 inch wireless magnetic taillight system provides stop tail & turn in a compact low profile single unit. It has a diamond plate finish. This system includes a charge cord to allow recharge from a cigarette socket & a 4 pin round transmitter. Range is 1000 ft Weighs 5 lbs. **\$364.58 ea Non Member \$305.63 ea Member**



**#25-TM2MLD** 17 inch wireless magnetic taillight system provides stop, tail & marker lights on each end. It has a diamond plate finish. This system includes a charge cord to allow recharge from a cigarette socket & 4 pin round transmitter. Range is 1000 ft Weighs 5 lbs **\$389.78 ea Non Member \$326.76 ea Member**



**#24-TB34** 34 inch Wired Tow Lights with Side Markers Magnetic Tow Lights with Lifetime Warranty from Towmate, high intensity LED's providing powerful Turn, Tail and Stop Functions with low amp draw with 30' Cord to First Light and 7' Cord Between Lights and 4 Pin Round Plug on End. Heavy Duty PVC housing is weatherproof 7 lbs **\$94.71 ea Non Member \$84.61 ea Member**



susan G.  
komen.

**#25-BCA21** 21" Pink Breast Cancer Awareness Wireless Tow Light. Supplemental amber indicators provide stop, tail, turn signals and side marker lights. \$20 from each unit purchased will be donated to the Susan G. Komen foundation for breast cancer research and awareness. This system includes a charge cord to allow recharge from a cigarette socket and a 4 pin round transmitter. Range is 1000 ft. **\$421.34 ea Non Member \$353.22 ea Member**



**#25-SP21** 21" wireless magnetic taillight system provides stop, tail, turn signals, side markers and a solar panel for supplemental power, increasing battery life and reducing charge time. This system includes a charge cord to allow recharge from a cigarette socket and a 4 pin round transmitter. Weighs 6 lbs **\$567.58 ea Non Member \$498.57 ea Member**



**#25-TM36LI** This wireless truck bar system provides stop, tail, and turn w/ side marker lights on each end and three D.O.T. lights in the center of the bar. Powered with the new Heavy Duty Lithium power supply, this is the longest lasting heavy duty light bar on the market! This system comes complete with transmitter and heavy duty charge cradle for the removable lithium power pack. **\$939.01 ea Non Member \$787.19 ea Member**



**#TM36S2** 36" Wireless truck bar with built in strobes. Provides stop, tail, turn signals, end marker lights and two 4.5" amber high-intensity LED strobes that can be activated with a flip of a switch on the unit for maximum visibility. Range is 1000 ft. **\$901.40 ea Non Member \$764.90 ea Member**



**#25-IMONHD** Interactive Monitor System for Tow Lights Never worry about losing your lights again with the easy to install interactive monitoring system. Operates with any system equipped with iMon electronics. Purchase with a tow light or upgrade your existing light. Plugs in 12V DC. **\$145.36 ea Non Member \$121.86 ea Member**



## Motorcycle Dollies, Straps, etc

### Condor Cycle Loader



**#21-7** The Cycle Loader is a fully adjustable wheel locking towing system capable of accommodating front and rear wheel sizes from 15-22" / 80-220W. The patented locking mechanism effortlessly and securely supports your motorcycle in an upright position on the ground or on a trailer or flat bed. It works on pavement, concrete, dirt, sand, gravel & all forms of transport platforms such as rollbacks, trailers, and pick-up trucks. The Cycle Loader requires only one person to operate. All 4 rolling wheels come with individual brakes to allow the unit to be loaded without rolling or sliding. In most cases, the motorcycle needs only to be tied down with two straps, one on either side with attachments towards the middle or rear. The Cycle Loader can accommodate bikes weighing over 2000 lbs. and can be easily disassembled. Unit breaks down to 35" x 8" x 20" for easy storage. Weighs 77 lbs  
**\$624.40 ea Non Member \$523.45 ea Member**

### Motorcycle Tie Down Straps & Ratchet Set



**#21-500** 1" w x 6' l Strap & Ratchet Tie Down Set WLL 1000 lbs Weighs 2 lbs  
**\$10.24 ea Non Member \$8.58 ea Member**

**#21-501** 1" w 16' l Strap & Ratchet Tie Down Set WLL 1000 lbs Weighs 2 lbs  
**\$12.39 ea Non Member \$10.39 ea Member**

### Handlebar Soft Tie Down Straps



21-300

Simply pass one end of the strap through the eye on the other end with the handlebar in the loop you just formed and snug up on the handle bar.

**#21-300-18** 18" Tie Down Strap WLL 1000 lbs Weighs 2 lbs

**\$7.31 pr Non Member \$6.13 pr Member**

**#21-300-24** 24" Tie Down Strap WLL 1000 lbs Weighs 2 lbs

**\$8.68 pr Non Member \$7.79 pr Member**



21-703

**#21-703** 17" Tie Down Strap WLL 1000 lbs 1 lbs

**\$4.91 ea Non Member \$4.12 ea Member**

### Heavy Duty Trash Container & Container Mounts



44-D1270



44-D1050/44-D1054



44-D1052/44-D1056

Part #	Description	Non Member	Member	Weight
44-P35	3.5 gal Trash Container w/Lid	\$22.13 ea	\$18.55ea	4 lbs
44-P6	6 gal Trash Container w/Lid	\$24.22 ea	\$20.30 ea	5 lbs
44-P351	3.5 gal Trash Container No Lid	\$7.52 ea	\$6.30 ea	2 lbs
44-P61	6 gal Trash Container No Lid	\$9.91 ea	\$8.91 ea	3 lbs
44-P100	Sealable Pai Lid	\$15.13 ea	\$12.68 ea	2 lbs

Part #	Description	Non Member	Member	Weight
44-D1270	Dual Container Mount	\$239.76 ea	\$201.55 ea	7 lbs
44-D1050	4 gal Wrecker Mount	\$63.46 ea	\$53.20 ea	2 lbs
44-D1054	6 gal Wrecker Mount	\$77.55 ea	\$65.20 ea	4 lbs
44-D1052	4 gal Carrier Mount	\$84.62 ea	\$70.94 ea	3 lbs
44-D1056	6 gal Carrier Mount	\$105.78 ea	\$88.68 ea	5 lbs

# The World's Greatest Tow Truck & Working Truck Books

By Earl Johnson & Grace Hawkins

## World's Greatest Tow Truck Books



**Vol 3:** \$29.80 ea Non Member **\$25.95 Member**

**Vol 4:** \$29.80 ea Non Member **\$25.95 Member**

**Vol 5:** \$25.85 ea Non Member **\$20.95 Member**

**Vol 6:** \$25.85 ea Non Member **\$20.95 Member**

**Vol 8:** \$29.95 ea Non Member **\$25.95 Member**

**Vol 9:** \$25.85 ea Non Member **\$20.95 Member**

**Vol 7:** (Original Covers no longer available, Custom Covers Only, Call for Details)

**\*\*FREE SHIPPING TO USPS DOMESTIC ADDRESSES, & Hawaii, Puerto Rico & Virgin Islands**

## World's Greatest Working Truck Books



**Vol 1:** \$29.95 ea Non Member **\$25.95 Member**

**Vol 7:** \$29.95 ea Non Member **\$25.95 Member**

### **Best of the North East:**

\$29.95 ea Non Member **\$25.95 Member**

### **Best of the West:**

\$29.95 ea Non Member **\$25.95 Member**

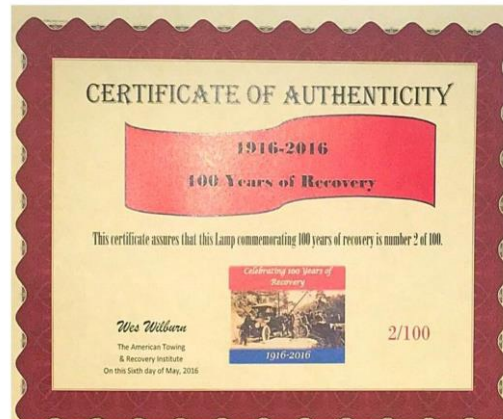
**Get Your While Supplies Last!**

**\*\*FREE SHIPPING TO USPS DOMESTIC ADDRESSES, & Hawaii, Puerto Rico & Virgin Islands**

## 100 Years of Recovery

### Limited Edition Commemorative Glass Lamp

Only 100 Made



Limited Edition – Only 100 Made Glass Lamp with Commemorative 100 Years of Recovery with Certificate of Authenticity (Image shows both sides of lamp)

**\$67.95 ea Non Member \$56.25 ea Member**

## Ernest Holmes Mudflaps & Patches, etc.



### Pair of Ernest Holmes Wrecker Mudflaps –

Each mudflap measures 24" x 24" – 3/8" thick. These are brand new reproduction mudflaps with rubber back and white lettering.

**\$70/pr Non Member \$50/pr Member**



### Ernest Holmes Back Patch – These are brand new reproduction back patches.

Measures 9 1/4" x 6 1/2"

**\$26.00 ea or 12/ \$262.50 Non Member**

**\$21.00 ea or 12/\$199.75 Member**



### Ernest Holmes Arm Patch – Brand new reproduction arm patch Measures 3 1/2" x 2"

**\$10 ea or 12/94.75 Non Member**

**\$6 ea or 12/\$68.95 Member**



### Ernest Holmes Official Wrecker Staff Arm Patch – Brand new reproduction arm patch. Measures 2 1/2" x 4 1/2"

**\$10 ea or 12/94.75 Non Member**

**\$6 ea or 12/\$68.95 Member**



### Uncle Sam "I Want You To Move Over Slow Down It's The Law" Decal

10" x 15" (adhesive backing)

**\$12.50 ea or 5 for \$58.75 Non Member**

### **HAVE YOU FORGOTTEN YOUR...**

- **Light Bar**
- **Steering Wheel Lock**
- **Safety Chains**



### "Have You Forgotten Your... Light Bar, Steering Wheel Lock, Safety Chain" Decal 16" x 6" with

ATRI Logo (with adhesive backing) **\$10 each or 5 for \$47.00 Non Member**

## Reproduction Ernest Holmes Operation/Installation Manuals

220	\$40.00	850 – 1971	\$60.00
400-RW	\$40.00	1000 – 1978	\$40.00
440 Hi Power – 1979	\$40.00	1100 – 1978	\$40.00
440-0, 440-1 & 440-2 – 1991	\$45.00	1200 – 1978	\$40.00
440 – 1967	\$40.00	1101/1201 – 1985	\$40.00
440 – 1973	\$40.00	1401 – 1980	\$40.00
460 – 1958	\$40.00	1501/1502 – 1983	\$40.00
470 – 1985	\$40.00	1601 – 1982	\$55.00
H475 – 1975	\$40.00	1625 – 1985	\$60.00
480 – 1969	\$40.00	1701 – 1985	\$65.00
480 – 1973	\$40.00	1801 – 1984	\$65.00
500 – 1977	\$40.00	Fw-25 – 1981	\$35.00
500 – 1962	\$45.00	MD6216, 6220, 6225 - 1990	\$40.00
515 – 1958	\$40.00	Underlift Model 85K – 1987	\$40.00
525 – 1950	\$40.00	UTC – 100 – 1983	\$35.00
600 – 1973	\$40.00	Universal Tow Sling – 1958	\$40.00
650 – 1973	\$40.00	Replacement Parts – 1965	\$60.00
650 – 1958	\$40.00	Car & Equipment Wrecker – 1976	\$35.00
750 – 1963	\$52.00	Garage Shop W-35 HD – 1949	\$35.00
750 – 1977	\$55.00	Garage Shop 485, 110 – 1930	\$30.00

## Reproduction Ernest Holmes Carrier Manuals

C170 – 1978	\$40.00
C171 – 1981	\$40.00
C190 191, 193, 210, 212, 213 – 1976	\$40.00
C172 – 1982	\$40.00
175 – 1988	\$40.00
TC-Series – 1978	\$40.00
C170 – 1978	\$40.00
C171 – 1981	\$40.00

All reproductions were reproduced under agreement with Miller Industries and cannot be reproduced without written permission from Miller Industries and TowCo-Op.com

A donation is made to International Towing and Recovery Hall of Fame and Museum in Chattanooga TN with the purchase of each reproduction



## American Towing & Recovery Institute Certified Operator Arm Patch



Certified Operator Arm Patch – Iron on or sew on  
\$4.25 each or 10/\$40.50

## Rocker Patches



\$1.25 ea or 10/\$10.50

## American Towing & Recovery Institute Decals



5" Decal  
\$3.25 ea or 10/\$30.25



2" Hard Hat Decal  
\$2.05 ea or 10/\$19.55

## Class Registration Form

-----  
City and Date \_\_\_\_\_  
Student Name \_\_\_\_\_ Phone \_\_\_\_\_  
Additional Students Name \_\_\_\_\_  
Which Class: ☐ Light Duty ☐ Light/Medium Duty ☐ Medium/Heavy Duty ☐ Heavy Rigging/Rotator  
Company Name \_\_\_\_\_ Phone \_\_\_\_\_  
Owner/Manager of Company \_\_\_\_\_  
Company Address \_\_\_\_\_  
City \_\_\_\_\_ State \_\_\_\_\_ Zip \_\_\_\_\_  
Email \_\_\_\_\_ Fax \_\_\_\_\_

Registration at the door for 1 Day Advanced Level Light Duty \$295

Pre-Register 30 days in advanced and pay \$225 per attendee

☐ 1 Day Class How Many \_\_\_\_\_

-----  
Registration at the door for 2 Day Light/Medium or Medium/Heavy Duty \$545

Pre-Register 30 days in advanced and pay \$445 per attendee

☐ 2 Day Class How Many \_\_\_\_\_

-----  
Registration at the door for 2 Day Heavy Rigging/Rotator Class \$595

Pre-Register 30 days in advance and pay \$495 per attendee

☐ 2 Day Class How Many \_\_\_\_\_

-----  
[For pricing, details and to register for speciality classes:](#)  
[Call 910 747 9000](tel:9107479000) or email [register@americantowingandrecoveryinstitute.org](mailto:register@americantowingandrecoveryinstitute.org)

-----  
Payment: (Circle one) Visa MasterCard American Express Discover

Card Number \_\_\_\_\_ Expiration Date \_\_\_\_\_

Name on Card \_\_\_\_\_ Signature \_\_\_\_\_

Total Amount to be Charged \$ \_\_\_\_\_ CUV (3 digit # on back of card) \_\_\_\_\_

Billing Address if different from above \_\_\_\_\_

-----  
Send completed registration form to:

**The American Towing & Recovery Institute**  
**Email: [register@americantowingandrecoveryinstitute.org](mailto:register@americantowingandrecoveryinstitute.org) or**  
**FAX 910 486 8930**  
**Or Mail: ATRI, PO Box 007, Wade NC 28395**  
**Call (910) 747-9000**

## Product Order Form

Company Name: \_\_\_\_\_ Phone: \_\_\_\_\_

Owner-Manager of company \_\_\_\_\_

Company Address: \_\_\_\_\_

City: \_\_\_\_\_ State: \_\_\_\_\_ Zip: \_\_\_\_\_

Email: \_\_\_\_\_ or Fax \_\_\_\_\_

+++++				
Quantity	Item #	Short description	Amount	Total

**Payment:** Please specify one;      Credit card      Check #

Card Number: \_\_\_\_\_

Expiration Date: \_\_\_\_\_ Name on Card: \_\_\_\_\_

Signature: \_\_\_\_\_ CUV (3 digit # on back of card) \_\_\_\_\_

Total Amount to be Charged: \$ \_\_\_\_\_ (before shipping charges. We pride ourselves being very fair on shipping! We will fax, email, or call with the total)

Billing address if different than above:

Billing Address: \_\_\_\_\_

City: \_\_\_\_\_ State: \_\_\_\_\_ Zip: \_\_\_\_\_



**The American Towing and Recovery Institute's**  
**T.C.E.R.T. Program**

## Order Form

### **Company Information**

Company Name: \_\_\_\_\_

Contact Name: \_\_\_\_\_

Address: \_\_\_\_\_

City: \_\_\_\_\_ State: \_\_\_\_\_ Zipcode: \_\_\_\_\_

Phone Number: \_\_\_\_\_ Fax Number: \_\_\_\_\_

Email Address: \_\_\_\_\_

Description	Price	Quantity	Total
DVD plus 1 Work & 1 Exam	\$99.95		
Each Additional Workbooks & Exams	\$34.95		
3 Workbooks & 3 Exams	\$89.50		
6 Workbooks & 6 Exams	\$169.95		
DVD Plus 3 Workbooks & 3 Exams	\$149.85 (\$20.00 savings)		
DVD plus 6 Workbooks & 6 Exams	\$224.70 (\$50.00 savings)		
Live Testing via Skype Video Conferencing	\$19.95 per exam plus cost of exam		
<b>Join as an ATRI Member &amp; Receive DVD plus 3 Workbooks &amp; 3 Exams &amp; all member benefits</b>	<b>\$225.00 (including all member benefits &amp; discounts – see catalog for special member pricing)</b>		

### **Billing Information**

Billing Address if different than company address:

Address: \_\_\_\_\_

City: \_\_\_\_\_ State: \_\_\_\_\_ Zipcode: \_\_\_\_\_

Credit Card #: \_\_\_\_\_

Expiration Date: \_\_\_\_\_ 3 Digit Code: \_\_\_\_\_ Amount to be billed: \_\_\_\_\_

***The American Towing & Recovery Institute***

**www.american towing and recovery institute.org**

**PO Box 007 Wade, NC 28395**

**Office (910) 747-9000 Fax (910) 486-8930**

**Email: tcert@american towing and recovery institute.org**



# Index

Air Bags .....	78	Long Lock out Tools.....	72
Air Cushions .....	Call Wes	Low Profile V-Bridle/Chains.....	33,45
Air Fittings .....	31	MatJack.....	78
Alloy Snatch Block .....	70-71	Monster Recovery Straps.....	29
Alloy Web Shackles .....	35	Measuring Height Stick.....	73
Aluminum Angle Arm .....	74	Motorcycle Dollies .....	80
Axle Chains .....	57	O-Rings Straps-wheel lift straps.....	5,24-25
Axle V Chains.....	57	Order Form.....	86
Basket Straps – Wheel Lifts .....	25	Outrigger Pads.....	8
Brake Buddy.....	72	Quick Connect Kit.....	31
Balldog Hitch Attachment Device .....	74	Quick Binder Plus.....	58
Cable, Cable Assembly .....	62-68	Ratchets, Ratchets w/attachments.....	26-28
Carrier Tie Down Kits .....	5,17-22	Ratchet Load Binders.....	24
Chain Binder .....	58	Ratchet Tie Down.....	25
Chain Clutch .....	54,56	Recovery Courses, Registration Forms.....	14-16,81
Chain, Grade 70, by the foot.....	44	Recovery Straps.....	32-34
Chain, Grade 70, chain assemblies.....	39-41	Recovery Strap Shackles.....	35-37
Chain, Grade 70, hooks/connectors.....	43-47	Redigrab Rigging Tool.....	72
Chain, Grade 80, Chain Assemblies.....	48-49	Redijack.....	54
Chain, Grade 80, hooks/connectors.....	43,48-49	Rim Slings.....	7-8
Chain, Grade 80, 9/32" Chain Sling.....	48	Rollback Tie Down Systems.....	5,17-22
Chain, Grade 100, Chain by the foot.....	50	Rounds Sling, Hooks.....	29-31
Chain, Grade 100, Chain Assemblies.....	50-61	Round Sling Kit (spreader bar straps).....	73
Chain, Grade 100, hooks/connectors.....	52-61	Rubber Chocks.....	72
Chain, Heavy Duty Chain Package.....	62	Sea Container Chain Bridle.....	59
Chain Saddle Ring.....	48	Secure A Strap.....	68
Container Sling.....	8	Shackles.....	35-37
Container Eye Link.....	59	Skates (single, double, quad).....	76
Crosby Eliminator.....	52	Skates (Wreckmaster).....	76
Crosby Shackle.....	37	Skookum Snatch Blocks.....	61
Crosby Shackle 17 ton.....	37	Snatch Blocks.....	69-71
Cluster Hooks.....	43-47	Spreader Bar Straps.....	73
Dollies - Motorcycle.....	80	Steel Triangle.....	23
Dollies – Towing .....	75	Steering Wheel Locks.....	23
Drive Line Buddy .....	74	Strap Replacement Tool.....	72
Driveline Wrenches.....	75	Synthetic Winch Lines.....	68
Dynamic Strap .....	5,25	Tanker Tube.....	6
Eight Point Tie Down Systems.....	5,17-22	Tesla V Strap.....	22,38
Ernest Holmes Patches.....	82	Towing Dollies	
Ernest Holmes Reproductions .....	82	Tow Lights.....	79
Exotic Vehicle V Strap.....	22,38	Training Classes, Registration Form .....	14-16,81
First Aid Kit.....	77	Trash Container/Mounts.....	80
Flatbed Tie Down Systems.....	5,17-22	Twist Lock Grab Hooks, Assemblies.....	39,46,48
Forks.....	9-13	Twist Lock Slip Hooks.....	39
Forged D Rings.....	77	Underlift Tie Down.....	24
Foundry Hook Assemblies.....	52	V Bolt – D-Rings.....	68
Front Axle Chain – Grade 100 .....	57	V Bridles (low profile) Chain/Strap.....	33,45
Front Axle Chain Packages.....	58	V Chains .....	40-41
Grabiq 100 Masterlinks.....	53	V Straps.....	37-38
Grabiq 100 Chain Package.....	61	V Straps for Exotic Cars.....	22,38
Grizzly Bar.....	72	Wear Pads.....	32-34
Guardian Angle .....	74	Web Shackles.....	35
Heavy Duty Trash Container/Mounts.....	80	Wedge Socket.....	68
Hooks (light duty) .....	43-47	WeeGo Jump Starters.....	75
Hooks (roundslings).....	26	Wheel Chocks.....	77
Jumper Cables, Jump starters,,.....	75	Wheel Lift Straps.....	25
Lasso Straps (yellow, red, purple).....	5,24	Winching Cable.....	62-68
Lasso Straps (towers edge).....	20	Winching Chains.....	56
Light Bars.....	79	Worlds Greatest Tow & Working Truck Books.....	81
Light duty recovery chains.....	37-43,45	Wreckmaster Tire Skates.....	76
		Yoke Shackles.....	35-36
		Yoke Snatchblocks.....	71

## Follow us!!!!



American Towing & Recovery  
Institute & Wes Wilburn



**Follow us on  
Instagram**

wes\_wilburn\_atri



AMTowRecovInst

---

Add Us on Snap Chat



Username: weswilburn\_atri

---



eBay seller name:  
weswilburn



Amazon Seller Name:  
Wes Wilburn's TOWco-op