

50%

Completion Rate

25

Completed

206

Viewed

50

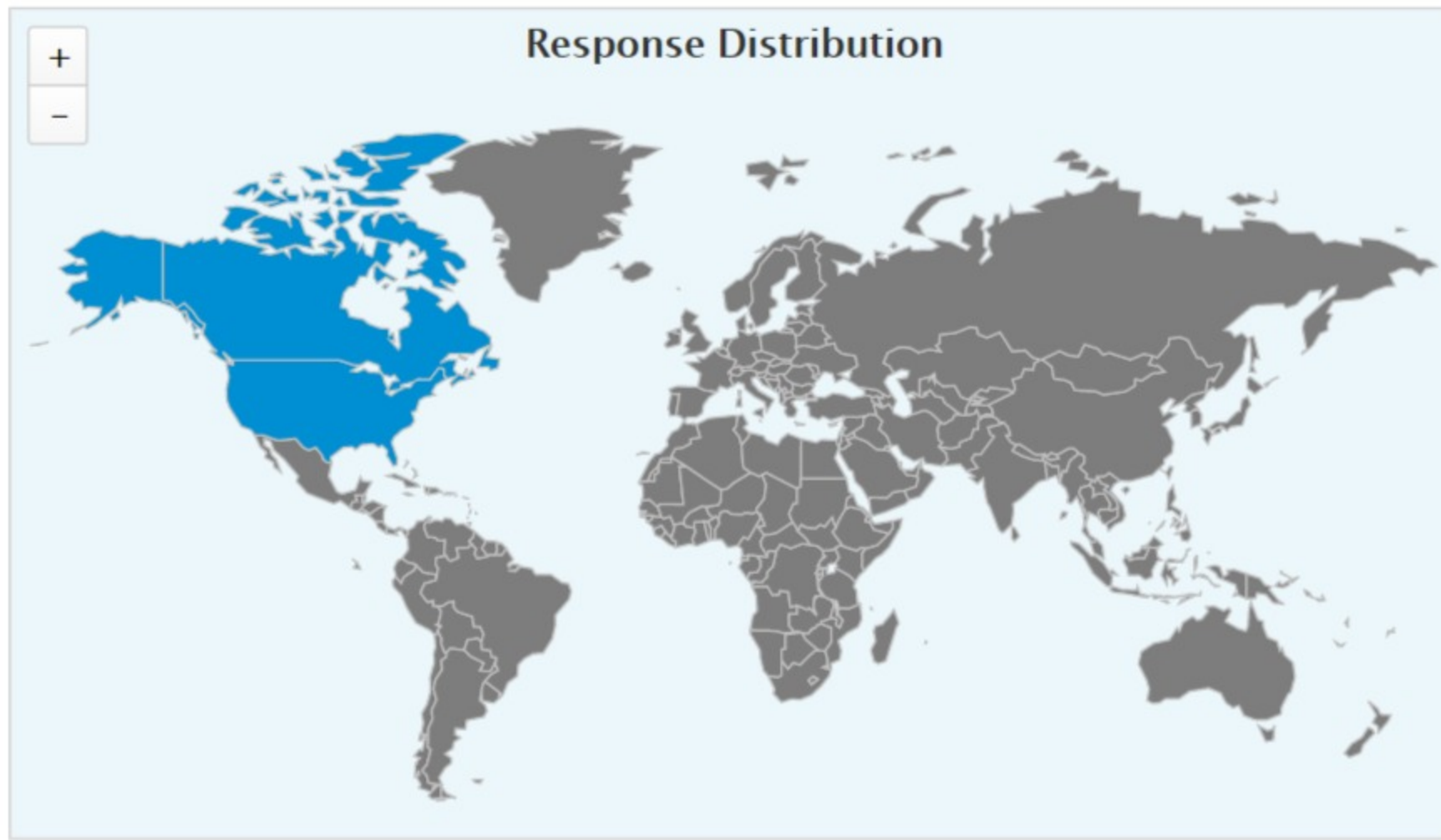
Started

18

Dropouts

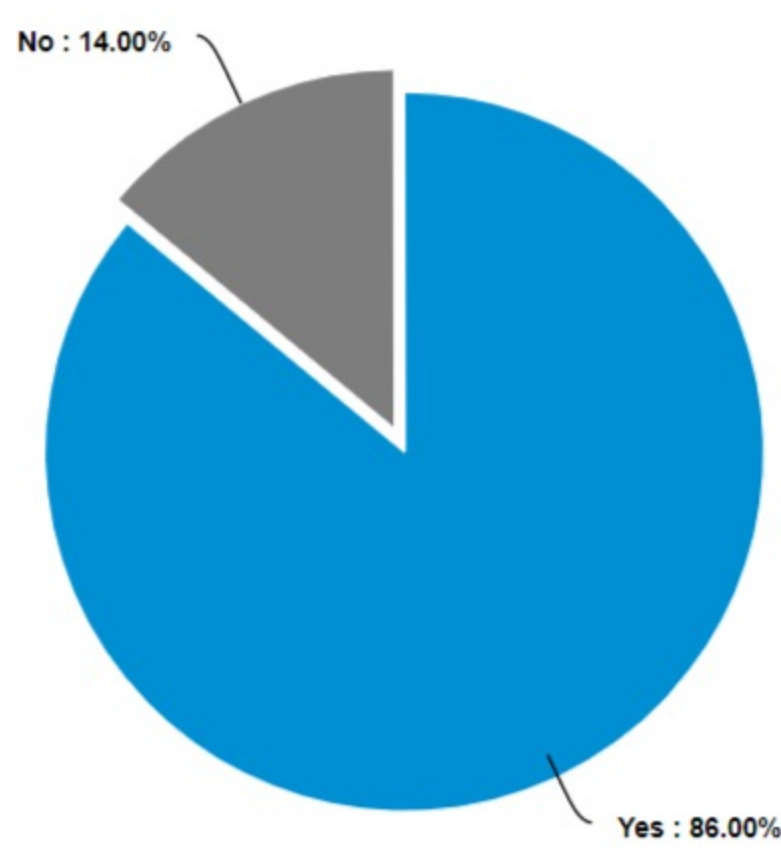
12 mins

Average Time



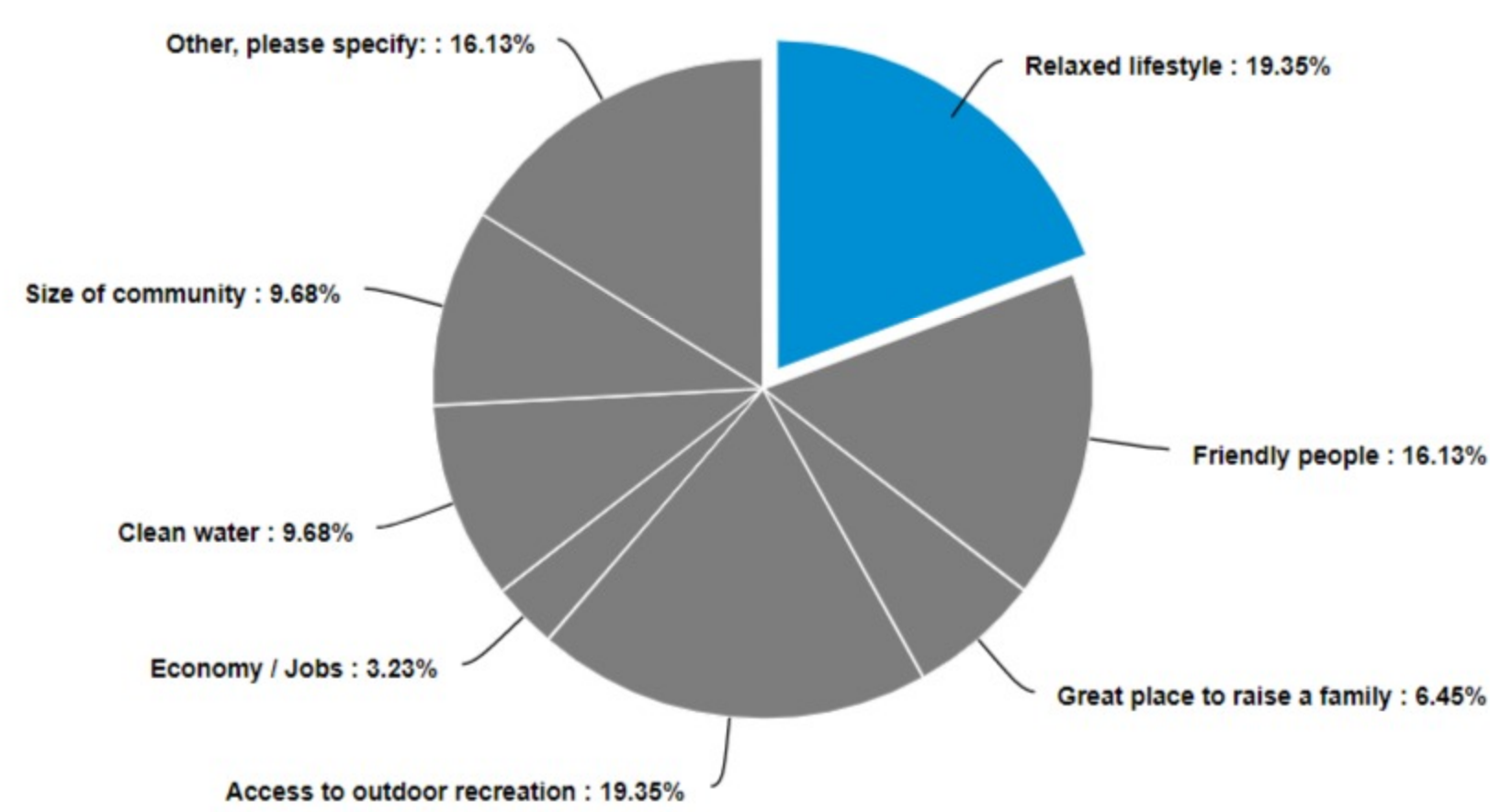
Countries	Responses
CA	98.00%
US	2.00%
Total	100.00%

Just to confirm, are you over 18 years of age and live within the boundary of the City of Duncan? Boundary map below for reference



Answer	Count	Percent	20%	40%	60%	80%	100%
Yes	43	86%	<div style="width: 86%;"></div>				
No	7	14%	<div style="width: 14%;"></div>				
<b>Total</b>	<b>50</b>	<b>100%</b>					

What is your favourite thing about living in Duncan? [Select one only]



Answer	Count	Percent	20%	40%	60%	80%	100%
Relaxed lifestyle	6	19.35%	<div style="width: 19.35%;"></div>				
Friendly people	5	16.13%	<div style="width: 16.13%;"></div>				
Great place to raise a family	2	6.45%	<div style="width: 6.45%;"></div>				
Climate/Weather	0	0%	<div style="width: 0%;"></div>				
Community spirit	0	0%	<div style="width: 0%;"></div>				
Access to outdoor recreation	6	19.35%	<div style="width: 19.35%;"></div>				
Economy / Jobs	1	3.23%	<div style="width: 3.23%;"></div>				
Safe community - low crime	0	0%	<div style="width: 0%;"></div>				
Clean air	0	0%	<div style="width: 0%;"></div>				
Clean water	3	9.68%	<div style="width: 9.68%;"></div>				
Size of community	3	9.68%	<div style="width: 9.68%;"></div>				
Other, please specify:	5	16.13%	<div style="width: 16.13%;"></div>				
<b>Total</b>	<b>31</b>	<b>100%</b>					