


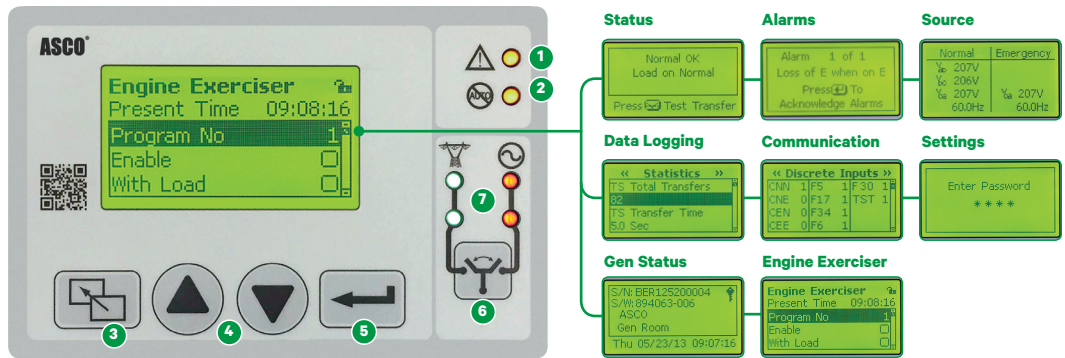
ASCO SERIES 300 Group G Controller Upgrade

Upgrade the Performance of your ASCO 300 SERIES Power Transfer Switches.



Group G Features

- 1 Common Alarm
- 2 Not In Auto Indicator
- 3 Escape Key
- 4 Scroll, Up/Down Arrows
- 5 Enter Key
- 6 Transfer Test/Time Delay Override control push-button
- 7 LED Source Availability and Switch Position Indicators



- Easy to navigate 128x64 graphical LCD display with keypad provides LED indicators for switch position, source availability, not in auto, and alert condition.
- Standard engine exerciser to automatically test backup generator each week, with or without load 20 minutes, not adjustable.
- Integrated multi-lingual User Interface for configuration and monitoring.
- Statistical ATS system monitoring information.
- Controller and feature settings are adjustable without opening enclosure door.
- Password protection to prevent unauthorized tampering of settings or controls.



Group G upgrades require minimal downtime.

For a relatively small investment, older transfer switching equipment with properly maintained electro-mechanical infrastructure can be upgraded to take advantage of advanced control functionality and extend transfer switch life.

The Group G upgrade kit will accommodate legacy products and incorporate a user interface and display similar to that of the Group G Controller. The kit was designed to be mounted to the same mounting enclosure door studs and the user interface and display to fit in the same enclosure cut out as the Group 1 user interface.



Group G Upgrade Kit User Interface and Display

ASCO SERIES 300 Transfer Switch Controller Comparison

Features	Group 1	Group G
128 x 64 Graphical Display		✓
User Interface - Key Pad		✓
Door Mounted Source Available & ATS Position	✓	✓
Real Time Engine Exerciser		✓
Real Time Clock		✓
Historical Event Log		Optional (Acc. 11BE)
System Status Screen		✓
Adjustable Settings & Features without Opening Door		✓
ATS Statistics & Diagnosis		✓
Common Alarm Indicator		✓
Not In Auto Indicator		✓
RS 485 Communications	Optional	Optional
Ethernet Communications	Optional (Acc. 72E - 1 Port)	Optional (Acc. 72EE - 4 Ports)
Modbus RTU or TCP/IP		Optional
Remote Transfer Capability over the Internet		Optional (Acc. 72EE)
Source Availability Contacts		Optional (Acc. 18RX)
Power Meter		Optional
One Controller for 208 - 480 Nominal Voltage		✓

Optional accessories now available with Group G




Accessory 11BE

An enhanced, fully programmable engine exerciser with seven independent routines to exercise the engine generator; event log and RS 485 communication port.



Accessory 1UP

This feature allows controller to run for three minutes minimum without AC Power, includes ribbon cable connector. Recommended when communication options are selected.




Accessory 23GA/GB

Load current metering card measures either single (23GA) or three (23GB) phase load current. Includes current transformers (CT's) and shunting block. Parameters can be viewed via the user interface screen.



Accessory 72EE

Connectivity module offers remote monitoring of ATS via ethernet, wifi or cellular connection. Once connected, the dashboards can easily be retrieved by any mobile or desktop device on the network by multiple users.



Accessory 18RX

Relay expansion module (REX) provides for some commonly used accessory relays, includes one form C contact for source availability of normal (18G), and one form C contact for availability of emergency (18B). Additional output relay is provided, the default is to indicate a common alarm.

Group G Upgrades includes:

- Group G Controller
- Installation
- Controller Set Up
- Complete ATS Functional Test
- New ATS Product Identification Label